



PIONEER[®]
HUNDRED YEARS

**TRIAL RESULTS FOR
2026/27 SELECTION**

PACTS[®]

Maize Hybrids



PACTS
Pioneer Accurate Crop Trailing System

Dear UK & Ireland Pioneer Maize Grower,

Following another extensive programme of on-farm trials in 2025 we are proud to present the latest maize PACTS trial results. This annual publication enables us to describe the potential of each Pioneer maize hybrid we offer for sale throughout the region.

PACTS is an abbreviation for 'Pioneer Accurate Crop Testing System'. If you choose to sow a Pioneer hybrid you can be confident it has been evaluated on farms that very likely have similar challenges to your own. The PACTS Book also contains details of the proprietary, and unique, range of Pioneer silage inoculants that are available to enhance the quality and quantity of almost all types of silage.

PACTS® Hybrid Highlights

P68106 – Extra Early Relative Maturity; NEW FOR 2026

Over 19 locations and two years of PACTS testing this new hybrid has given the highest dry matter content of any hybrid in the Pioneer range. P68106 combines extremely good early vigour with a very good eyespot (*Kabatiella zea*) resistance score of 6.6.

P7179 – Extra Early Relative Maturity

P7179 combines the earliest grain maturity of any Pioneer hybrid with very good early vigour. It has a notably high eyespot resistance score of 8. Over four years of PACTS trials P7179 has given very high starch contents on both favourable sites (39.3%) and less favourable sites (38.3%).

P7326 – Extra Early Relative Maturity

P7326 was again the biggest selling Pioneer maize hybrid in the UK in 2025. In PACTS less favourable locations P7326 again showed its versatility with a four-year dry matter content of 35.7% and a starch content of 37.2%. Many growers hold this cold tolerant, extra early maturity, flint-dent grain textured hybrid in high regard.

P72847 – Extra Early Relative Maturity; NEW FOR 2026

P72847 has been tested on 22 favourable locations over three years, and on 16 less favourable locations over two years. P72847 has demonstrated the ability to produce very high relative dry matter content silage on favourable sites (39.5%). Dry matter yields are above average for these maturity levels with an advantage of

8% over the control hybrid on favourable sites and 5% on less favourable sites. P72847 is a promising newcomer to the Pioneer range.

P7034 – Very Early Relative Maturity – P7034 is an M³ Hybrid



P7034 is what we call an M³ hybrid (pronounced 'M cube'). The M³ designation was awarded because P7034, a dent-like grain type hybrid, consistently generates a very high level of rumen degradable starch. It is suitable for favourable sites and many less favourable sites. P7034 growers harvest it last, clamp it last, and feed it first.

P7381 – Very Early Relative Maturity

P7381 has now established a secure place in the Pioneer line-up. In PACTS trials it has given high yields of high dry matter content silage on both favourable sites (37.0%) and less favourable sites (34.5%).

P7647 – Early Relative Maturity

P7647 has proven itself to be a hybrid you can turn to on favourable sites, and the warmest less favourable sites. P7647 has given an 11% dry matter yield advantage over the Control hybrid in favourable PACTS trials.

P7364 – Intermediate Relative Maturity

Over the last four years of testing in PACTS Trials P7364 has given a 9% dry matter yield advantage over the Control hybrid on favourable sites. P7364 can be considered suitable for favourable sites and gave a superior performance in the dry year of 2025.

P7655 – Intermediate Relative Maturity

P7655 is suitable for favourable locations. In PACTS favourable sites over three years and 21 locations it has given a very high dry matter yield of 113% of the Control hybrid with a starch content of 35.9%.

P7948 – Intermediate Relative Maturity

P7948 has given a very high dry matter yield of 113% of the Control hybrid in PACTS favourable open sites in England over 34 sites and four years. It is a large stature hybrid, with high yield potential, which can produce silage suitable for both feeding, grain and gas production.

P8200 – Intermediate Relative Maturity

P8200 has demonstrated the ability to produce very high dry matter yields of good starch content on favourable sites across very different seasons. Rapid dry down at maturity is a key feature of P8200 and it has been grown successfully on favourable sites in the open and many sites under film.

P8153 – Late Maturity Hybrid – P8153 is an M³ Hybrid



P8153 is a late maturity hybrid and is intended for sowing under film in Ireland on favourable sites. P8153 has been tested on five sites over four years under the Samco System and has given a very high silage dry matter yield of 109% of the Control hybrid. P8153 is not yet available in the UK.

P8115 – Late Maturity Hybrid

P8115 is a late maturity large stature hybrid. It has given very high dry matter yields in PACTS trials when grown under film in Ireland on favourable sites. P8115 is not suitable for late sowing, and is not yet available in the UK.

DS1897B – Late Relative Maturity

DS1897B is a very large stature hybrid capable of providing very high dry matter yields. It is suitable for growing in the open on favourable sites in England and sheltered favourable sites in southern counties of Ireland.

Pioneer® Brand Inoculants

The comprehensive proprietary range of Pioneer silage inoculants has been developed to reduce dry matter losses and improve silage quality. Applying the most appropriate Pioneer silage inoculant to your forage can make a significant difference to silage making success.

The 2025 PACTS host farmers, and their contractors, managed the trials with skill and commitment. Their contribution to the results is critical and very much appreciated.

Yours sincerely, on behalf of Corteva Agriscience

Andy Stainthorpe

Pioneer Seeds & Silage Inoculant Sales Manager, UK and Ireland

Your key UK and Ireland contacts

We're here to answer any queries about Pioneer maize and silage inoculants.

Seed and Silage Inoculants Sales Manager, UK and Ireland

Andy Stainthorpe

UK and Ireland

Mobile: **07801 183234**

Email: andy.stainthorpe@corteva.com



Forage and Seed Promoters

Chris Pashby

North West Promoter

Mobile: **07737 612318**

Territory: **Cheshire, Derbyshire, Nottinghamshire and Staffordshire**



Forage Specialists

Beckie Blakemore

Northern England and Scotland

Mobile: **07917 520707**

Email: rebecca.blakemore@corteva.com



Pieter Botha

South East Promoter

Mobile: **07915 127965**

Territory: **Berkshire, East Sussex, Hampshire, Isle of Wight, Kent, Oxfordshire, Surrey, West Sussex and Wiltshire**



Jonathan Bellamy

Central England and North Wales

Mobile: **07801 183233**

Email: jonathan.bellamy@corteva.com



Tom Carey

West Midlands Promoter

Mobile: **07432 154981**

Territory: **Gloucestershire, Herefordshire, Leicestershire, Shropshire, Warwickshire and Worcestershire**



Hefin Llwyd

South England, South and West Wales

Mobile: **07350 371807**

Email: hefin.llwyd@corteva.com



The purpose of PACTS® trials

Whether a particular maize hybrid realises its full genetic potential depends largely upon how well it is adapted to the local environment, how successfully the crop is managed, and of course the weather experienced during the season. The PACTS trial results are provided to help growers identify which Pioneer hybrids may be best suited to their own location and circumstances.

PACTS trial protocols, including sowing and harvest date determination, reflect actual practice on the host farm. The absolute yields reported in the PACTS Book reflect the yield of the harvested plot only. Equivalent field yields will be somewhat lower due to the inclusion of lower yielding headlands and typical field variability.

Layout

Each PACTS trial is established within a commercial crop of maize and is planted and harvested by the host farmer with the assistance of Pioneer staff. The plots invariably receive the same treatments as the entire field. Most trials are fenced to protect against damage by badgers or deer as harvest approaches.

A PACTS trial is generally comprised of between 12 and 21 plots. The plots are planted in identically sized marked areas adjacent to each other across a uniform part of the selected field. Each plot is typically 6 or 8 rows wide, and around 50 metres in length. At some locations the hybrid designated as the Control hybrid is repeated every fourth plot. Repeated Control plots provide data that enables allowance to be made for variation of soil conditions across a trial. In 2025 the Control hybrid was the hybrid P7034.

Site Classification

Each trial site is classified as being favourable or less favourable depending upon the heat accumulation that would typically be measured at that location. Growers should always seek advice from an appropriately qualified source to determine the site classification for every individual field they are considering for sowing.

Contents

M ³ GENETICS	6
AGRONOMIC DESCRIPTIONS	7
PIONEER INOCULANT PRODUCT GUIDE	8
RESULTS SUMMARIES	10
HYBRID DESCRIPTIONS	18
INDIVIDUAL SITE RESULTS	48
AGRONOMY DETAILS	62

Deciding whether a particular field is suitable for maize production, and if so, whether it can be classed as favourable or less favourable is a critical grower task.

The results from individual trials are detailed, occasionally due to space restrictions some trials are not shown. The results from any trial not shown are available on request.

Competitor Hybrids

In selected trials up to four varieties from competitor companies, that have been widely grown commercially in recent years, are included in each trial layout. The competitor hybrids included in 2025 were Conclusion, Saxon, KWS Pasco, Gema and Cito KWS.

Sample Analysis

Every PACTS plot is sampled at harvest for subsequent dry matter and extensive quality analysis. Tested parameters include dry matter content, starch content, whole plant digestibility, Neutral Detergent Fibre (NDF) and rumen degradable starch.

Maize hybrid selection

The selection of a particular hybrid for cultivation inevitably varies according to the different criteria a grower has. In many situations yield is of paramount importance but earliness of maturity and silage quality are examples of other critical hybrid features. No single hybrid will suit all situations.

The following factors are just a few of the key ones that can have a very significant impact on the quantity, quality and overall success of the maize crop produced.

Growing a successful maize crop depends at least upon selecting a hybrid with the most appropriate genetic potential, growing it on an appropriate site and managing it a manner that will meet the chosen objectives.

The Environment	Genetics	Crop Husbandry
Weather Latitude and altitude Aspect and shelter Soil type Moisture stress	Yield potential Relative maturity Disease resistance Area of adaptation Standing power	Seedbed quality Drilling date Sowing rate Crop nutrition Use of The Samco System
Crop Quality	Crop Handling	End Use
Starch content Rumen degradable starch Wholeplant digestibility Impact of mould growth Fibre digestibility	Chop length Kernel processing Silage compaction Clamp sealing Effluent	Silage or grain Biogas production Ration supplementation Consistency Effect on milk quality

Historical Whole Plant Forage PACTS Trials Control Hybrid Results Summary											
Year	Fresh Weight Yield (Tonnes / Hectare)	Dry Matter (%)	Dry Matter Yield (Tonnes / Hectare)	Starch (%)	Starch Yield Converted to Grain (Tonnes / Hectare at 15% Moisture)	Sugar (%)	Whole Plant Digestibility (%)	Neutral Detergent Fibre (%)	Number of All Sites	Number of Less Favourable Sites	Number of Favourable Sites
2025	36.941	40.0	14.762	39.7	8.952	3.1	78.7	36.6	16	8	8
2024	42.760	31.3	13.405	33.7	6.913	2.4	71.8	42.6	23	13	10
2023	43.062	38.3	16.500	36.2	9.149	2.4	75.1	40.9	17	8	9
2022	34.778	38.2	13.400	40.5	8.093	1.4	77.2	35.5	17	8	9
2021	42.295	35.0	17.300	35.3	9.306	2.8	75.2	59.4	15	9	6
2020	45.488	35.7	16.254	30.9	7.692	5.2	67.6	40.6	16	8	8
2019	43.243	39.3	17.000	34.7	9.019	4.5	68.8	41.4	19	9	10
2018	41.295	37.0	14.800	31.5	7.130	3.8	69.6	41.4	14	8	6
2017	48.662	35.8	18.000	32.6	8.975	5.1	70.4	37.9	19	9	10
2016	47.607	35.8	17.043	33.2	8.660	5.6	70.4	40.9	14	8	6
2015	47.603	31.9	15.163	25.0	5.807	9.8	69.5	43.2	15	8	7
2014	47.822	36.2	17.300	34.1	9.022	5.4	68.8	40.5	18	9	9
2013	44.695	35.6	15.906	35.3	8.587	4.0	71.6	38.9	13	6	7
2012	37.966	32.4	12.300	29.4	5.531	4.9	70.1	43.0	12	4	8
2011	48.100	33.1	15.950	31.1	7.586	2.1	70.1	43.6	14	6	8
2010	45.994	33.7	15.500	36.2	8.582	1.4	70.6	41.7	10	3	7
Average	43.644	35.6	15.661	33.7	8.063	4.0	71.6	41.8	16	8	8

NOTE: All trials included in this summary were grown in the open

The development of M³ genetics and the effect on production efficiency.



Developing maize hybrids with a dent grain texture that are early flowering and fully adapted to the cool growing conditions found in the UK & Ireland is a key activity for Corteva plant breeders. Such hybrids bring the potential for production of higher starch content silage, and higher starch yields. Importantly however, some of these hybrids also enable the production of silage that has very high rumen degradable starch content and they can generate very high yields of rumen degradable starch.

Not all dent hybrids provide high levels of rumen degradable starch, but those that do are of particular interest to livestock producers. Flint and flint cross hybrids invariably produce low levels of rumen degradable starch.

This long-term breeding effort began to pay off with the introduction of P7034. This is the first Pioneer maize hybrid to meet the company's M³ advancement criteria. It has provided UK growers with the ability to harvest maize silage with very high levels of rumen degradable starch. Over the last four years, and on 38 sites, P7034 has tested at an average of 68.4% rumen degradable starch in PACTS trials. The ability of P7034 to provide top levels of rumen degradable starch at harvest is a genetic trait and is expressed consistently relative to other hybrids largely regardless of the location or the weather.

For Irish growers P7034 has now been joined by P8153. P8153 is the second Pioneer hybrid to be designated an M³ hybrid that is suitable for this type of climate and is approved for sale in Ireland. P8153 has confirmed its ability to produce silages with high levels of rumen degradable starch on favourable PACTS locations. P8153 is currently in Official registration trials in the UK.

Pure flint grain type hybrids, or flint cross type hybrids, invariably have very low levels of rumen degradable starch. This low level will generally not increase significantly until silage acids and enzymes have had the months needed to degrade the protein casing that surrounds the starch in such hybrids. PACTS testing confirms the reliable adaptation of M³ hybrids to cultivation in cool maritime conditions and therefore their ability to generate the type of starch that can be easily degraded in the rumen soon after ensiling.

When feeding cows or beef cattle M³ maize silage from a hybrid such as P7034 a significant nutritional advantage can be gained from its elevated ruminal starch degradability. Its endosperm is soft and floury, and it is more readily broken down in the rumen than the hard, vitreous endosperm found in flint grain hybrids. Growers should always aim to harvest M³ hybrids last, ensile them last and feed them first.

Starch that isn't broken down and digested in the rumen or hindgut will pass through the cow to be excreted in the faeces. Nutritionally, this is an expensive loss – indicating poor utilisation, nutrient losses and wasted energy. Ideally, residual starch losses should be less than 3% (*Urness, Oct 2011*), with losses over 5% being a cause for concern.

Studies have shown that Dent hybrids demonstrate a 2% reduction in faecal starch losses compared to typical Flint hybrids (*Laflotte, et al July 2016*). Each 1% reduction in faecal starch can be equated to an extra 0.35l milk/day (*Ferguson, 2003*). The 2% reduction in faecal starch associated with Dent hybrids gives an additional 0.7l milk/cow/day. Based on a typical forage intake of 30kgs maize silage/cow/day, 1 tonne of maize silage would feed 33 cows/day. At 0.7 l/day this equates to 23 litres milk/tonne of maize silage fed. Assuming a price of 32p/litre for milk (*Defra, September 2021*) and 23 litres of milk/tonne of maize silage, an additional £7.36 of milk/tonne can be achieved from feeding Dent starch silage. The value of this, assuming 15t maize/acre is £110.40/acre.

The nutritional benefits of feeding maize with M³ genetics are quantified by these figures. Ultimately, the reduction in faecal starch losses associated with increased ruminal starch degradability will give rise to increases in milk yield and liveweight gain (the energy required to produce 23l of milk equates to approximately 3.5kg of liveweight gain).

Source: *Progressive Dairy, 11th Oct 2011 - Faecal starch analysis: a closer look* (Jon Urness)

Source: 2015 French Dairy Trial, University of Lorraine

Laflotte, A, L. Aubry, B. Mahanna and F. Owens. Proceedings 2016 JAM Meeting Abstract 15902, Salt Lake City, July 2016

Source: *Dairy Performance, 29th September 2011 - Getting the rest of the story on fecal starch*

PACTS[®] hybrid maize agronomic descriptions.

Hybrid	PACTS Multi Year Average Silage Dry Matter Content, Open Sites	FAO* Maturity Ratings Scale based on PACTS Results	Relative Silage Maturity Description	Stover Dry-Down Approaching Physiological Maturity	Soil Type Adaption		
					Light	Medium	Heavy
P68106 - NEW	40.5%	160	EXTRA EARLY	FAST	✓	✓	✓
P7179	39.3%	170	EXTRA EARLY	FAST	✓	✓	✓
P7326	37.9%	180	EXTRA EARLY	FAST	✓	✓	✓
P72847 - NEW	37.5%	180	EXTRA EARLY	VERY FAST	✓	✓	✓
P7034	36.5%	180	VERY EARLY	MODERATE	✓	✓	
P7381	35.7%	185	VERY EARLY	FAST	✓	✓	✓
P7647	34.4%	190	EARLY	MODERATE	✓	✓	
P7364	34.3%	210	INTERMEDIATE	FAST	✓	✓	✓
P7655	34.1%	220	INTERMEDIATE	MODERATE	✓	✓	✓
P7948	33.6%	220	INTERMEDIATE	MODERATE	✓	✓	
P8200	31.7%	230	INTERMEDIATE	FAST	✓	✓	✓
DS1897B	31.5%	250	LATE	VERY SLOW	✓		
Hybrid**	PACTS Multi Year Average Silage Dry Matter Content, Samco Sites	FAO# Maturity Ratings Scale based on PACTS Results	Relative Silage Maturity Description	Stover Dry-Down Approaching Physiological Maturity	Soil Type Adaption		
					Light	Medium	Heavy
P8153	34.7%	230	LATE	MODERATE	✓	✓	
P8115	33.7%	230	LATE	SLOW	✓		

Hybrid	Relative Early Vigour Description	Relative Lodging Resistance	Relative Eyespot Resistance Rating* (1-9)	Grain Endosperm Texture, Score & Description
P68106 - NEW	EXTREMELY GOOD	GOOD	6.6	4/5, DENT LIKE
P7179	VERY GOOD	VERY GOOD	8.0	2/5, FLINT LIKE
P7326	VERY GOOD	GOOD	6.2	2/5 FLINT / FLINT DENT
P72847 - NEW	VERY GOOD	MODERATE	7.0	2/5 FLINT-DENT
P7034	GOOD	GOOD	5.4	4/5, DENT LIKE
P7381	GOOD	VERY GOOD	6.0	3/5, FLINT DENT
P7647	GOOD	GOOD	4.8	3/5, FLINT DENT
P7364	GOOD	VERY GOOD	7.0	2/5, FLINT LIKE
P7655	MODERATE	GOOD	5.5	4/5, DENT
P7948	VERY GOOD	VERY GOOD	7.8	2/5, FLINT LIKE
P8200	VERY GOOD	GOOD	8.2	2/5, FLINT LIKE
DS1897B	GOOD	MODERATE	TBC	2/5, FLINT LIKE
Hybrid**	Relative Early Vigour Description	Relative Lodging Resistance	Relative Eyespot Resistance Rating* (1-9)	Grain Endosperm Texture, Score & Description
P8153	GOOD	VERY GOOD	TBC	5/5, DENT
P8115	GOOD	GOOD	TBC	4/5, DENT LIKE

Where ratings based on a 1 – 9 scale, higher rating indicates character is shown to a high degree

*Food and Agriculture Organisation; lower number indicates earlier maturity. **Experimental code prior to registration.

*Rating derived from PACTS trials and UK Official Trials Results; TBC = To Be Confirmed. **Available only in Ireland

Pioneer brand silage inoculant technology

The use of Pioneer Brand silage inoculants can lead to lower dry matter losses, higher nutritional value, and improved aerobic stability.

Complementary, proprietary, and highly efficient strains of lactic acid producing bacteria are incorporated into many Pioneer silage inoculants, such as Pioneer Brand 1188, 11G22 and 11C33. These strains rapidly and efficiently convert sugar to lactic acid. The activity of these bacterial strains leads to a faster drop in silage pH with many beneficial consequences including higher dry matter recovery, increased microbial protein and a reduction in ammonia content.

Pioneer’s own strains of *Lactobacillus buchneri* are included in Pioneer products like Pioneer Brand 11A44, 11A44 RR, 11G22 RR and 11C33 RR. These strains are intended for use on forages that will produce silage at risk from aerobic instability. These powerful strains convert lactic acid to two compounds, namely acetic acid and propandiol. These compounds, when present together, have been proven to suppress mould growth, and minimise silage heating. The inclusion of Pioneer strains of *L. buchneri* in various Pioneer products ensures higher dry matter silage can be made with minimal aerobic instability.

The latest Pioneer *L. buchneri* strains are faster acting. Products that contain them include the letters RR in the name – RR stands for Rapid React. Their incorporation

into products such as 11G22 RR leads to **RAPID REACT** AEROBIC STABILITY being achieved in as little as 7 days after ensiling.

Special patented strains of *L. buchneri* included in Pioneer Fibre Technology products generate ferulate esterase enzymes during the fermentation process. The activity of these enzymes has been shown to lead to improved fibre digestion rates and enhanced silage nutritional value.

A specially formulated version of Pioneer Brand 11G22 RR that is suitable for use by organic producers is now available. It has the same efficacy as the standard 11G22 RR product, but with a shorter shelf life of 1 year from the date of manufacture.

The full range of Pioneer Silage Inoculants from Corteva Agriscience can be seen at www.corteva.com/uk/Pioneer/silage-inoculants



Unique fibre technology

Product	Forage	Improvement purpose
PIONEER® 11GFT	Grass and wholecrop cereal silages	Fermentation, animal performance and fibre digestibility, aerobic stability
PIONEER® 11CFT	Maize silage	Fermentation, animal performance and fibre digestibility, aerobic stability
PIONEER® 11CH4	A wide range of high dry matter silages	Aerobic stability and gas production
PIONEER® 11GH4	High dry matter grass and cereal silages	Fermentation and aerobic stability of grass and wholecrop silages intended for gas production

Traditional technology and with Rapid React

Product	Forage	Improvement purpose
PIONEER® 11G22 RAPID REACT. <small>AEROBIC STABILITY</small>	High dry matter grass, wholecrop cereal and pea/cereal silages <small>ALSO AVAILABLE Specially formulated for organic users</small>	Fermentation, animal performance and aerobic stability
PIONEER® 11C33 RAPID REACT. <small>AEROBIC STABILITY</small>	Maize silage	Fermentation, animal performance and aerobic stability
PIONEER® 11B91 RAPID REACT. <small>AEROBIC STABILITY</small>	Crimped maize grain	Fermentation, animal performance and aerobic stability
PIONEER® 11A44 RAPID REACT. <small>AEROBIC STABILITY</small>	A wide range of high dry matter silages	Aerobic stability
PIONEER® 1188	Grass silage below 30% dry matter	Fermentation and animal performance
PIONEER® 11A44	A wide range of high dry matter silages	Aerobic stability
PIONEER® 11XH4	A wide range of high dry matter silages	Fermentation and aerobic stability in a wide range of silages intended for gas production

Whole plant forage, favourable sites, 2022 - 2025

Number of Years Tested	Number of Sites	Fresh Yield (t/ha)	Dry Matter (%)	Hybrid	Yield (Tonnes Dry Matter/Hectare)	Whole Plant Digestibility (%)	Starch Yield Converted to Grain at 15% Moisture (t/ha)	Dry Matter Yield Advantage / Disadvantage vs Control (%)
3	25	55.570	30.7%	DS1897B	33.6% 2% 115%	75%	8.776	15%
3	21	46.881	35.9%	P7655	35.9% 2% 113%	77%	9.245	13%
4	34	47.420	35.4%	P7948	36.1% 2% 113%	76%	9.286	13%
1	7	44.548	37.6%	conclusion*	38.0% 2% 113%	77%	9.742	13%
3	22	43.910	37.6%	resolute*	38.9% 2% 111%	77%	9.832	11%
4	19	49.452	33.4%	P8200	34.5% 2% 111%	76%	8.711	11%
4	35	45.372	36.2%	P7647	36.9% 2% 110%	77%	9.272	10%
4	34	44.193	36.7%	P7364	35.8% 2% 109%	76%	8.871	9%
3	22	40.595	39.5%	P72847	37.4% 2% 108%	77%	9.189	8%
4	34	43.237	37.0%	P7381	38.0% 2% 108%	76%	9.289	8%
3	24	41.175	38.3%	saxon*	37.6% 2% 106%	77%	9.066	6%
4	34	38.272	41.2%	P7179	39.3% 2% 106%	77%	9.474	6%
2	16	37.961	40.7%	kws pasco*	39.1% 1% 104%	77%	9.248	4%
1	7	36.918	41.3%	P68106 (HP)	38.3% 2% 102%	76%	8.929	2%
4	33	37.540	40.2%	P7326	38.6% 2% 101%	76%	8.913	1%
4	35	38.699	38.5%	P7034 (C)	37.8% 2% 100%	77%	8.600	0%
1	7	35.278	42.0%	gema*	41.2% 2% 100%	77%	9.332	0%
2	13	36.858	40.0%	kws calvini*	38.9% 2% 99%	76%	8.775	-1%
3	24	38.133	37.4%	prospect*	38.0% 2% 96%	77%	8.288	-4%
1	8	33.873	41.9%	P68106	39.0% 2% 95%	76%	8.453	-5%

Whole plant forage, favourable sites, 2025

Number of Years Tested	Number of Sites	Fresh Yield (t/ha)	Dry Matter (%)	Hybrid	Yield (Tonnes Dry Matter/Hectare)	Whole Plant Digestibility (%)	Starch Yield Converted to Grain at 15% Moisture (t/ha)	Dry Matter Yield Advantage / Disadvantage vs Control (%)
1	7	50.531	34.5%	DS1897B	34.2% 4% 116%	78%	9.142	16%
1	7	40.452	42.9%	P7364	38.1% 3% 115%	79%	10.114	15%
1	7	39.866	42.5%	conclusion*	39.9% 3% 113%	80%	10.364	13%
1	7	41.229	40.2%	P7655	36.3% 3% 110%	78%	9.221	10%
1	7	42.888	38.6%	P8200	36.5% 3% 110%	78%	9.237	10%
1	8	40.380	40.8%	P7948	37.7% 3% 109%	78%	9.502	9%
1	8	39.020	40.8%	P7647	37.6% 3% 106%	79%	9.157	6%
1	8	37.560	42.2%	saxon*	39.9% 3% 105%	80%	9.661	5%
1	8	36.681	43.2%	P72847	38.9% 3% 105%	79%	9.428	5%
1	8	34.495	45.4%	P7179	41.1% 3% 104%	79%	9.839	4%
1	8	35.924	43.3%	kws pasco*	41.3% 2% 103%	79%	9.839	3%
1	7	33.038	46.7%	P68106 (HP)	40.2% 2% 102%	78%	9.499	2%
1	8	33.854	45.4%	P7326	43.5% 3% 102%	80%	10.225	2%
1	8	37.211	40.5%	P7381	39.1% 2% 100%	78%	9.019	0%
1	8	34.631	43.5%	P7034 (C)	39.7% 3% 100%	79%	9.149	0%
1	7	31.570	47.6%	gema*	43.2% 2% 100%	80%	9.928	0%
1	8	30.312	47.4%	P68106	40.9% 3% 95%	79%	8.992	-5%

Whole plant forage, less favourable sites, 2022 - 2025

Number of Years Tested	Number of Sites	Fresh Yield (t/ha)	Dry Matter (%)	Hybrid	(Tonnes Dry Matter/Hectare)	Starch Yield & %	Sugar Yield & %	Stover Yield	Relative Dry Matter Yield index (C=100%)	Whole Plant Digestibility (%)	Starch Yield Converted to Grain at 15% Moisture (t/ha)	Dry Matter Yield Advantage / Disadvantage vs Control (%)
4	35	47.859	32.8%	P7647	35.1%	111%	111%	76%	8.416	11%		
4	36	44.159	34.5%	P7381	36.7%	108%	108%	76%	8.557	8%		
3	18	42.507	35.1%	saxon*	35.9%	106%	106%	77%	8.197	6%		
2	16	41.517	35.7%	P72847	35.1%	105%	105%	76%	7.969	5%		
2	11	39.859	36.7%	kws pasco*	37.5%	103%	103%	76%	8.382	3%		
4	24	45.586	32.0%	P7364	34.7%	103%	103%	76%	7.721	3%		
4	33	38.713	37.5%	P7179	38.3%	103%	103%	76%	8.509	3%		
1	6	36.458	39.8%	gema*	36.5%	103%	103%	76%	8.097	3%		
3	22	40.904	35.4%	prospect*	37.6%	102%	102%	77%	8.335	2%		
2	13	40.585	35.0%	kws calvini*	37.6%	101%	101%	76%	8.169	1%		
4	32	39.749	35.7%	P7326	37.2%	100%	100%	76%	8.085	0%		
4	38	40.709	34.7%	P7034 (C)	35.9%	100%	100%	76%	7.771	0%		
2	11	35.878	39.2%	P68106	36.1%	99%	99%	75%	7.759	-1%		
1	3	36.249	38.1%	P68106 (HP)	38.9%	98%	98%	77%	8.218	-2%		
2	5	25.919	42.9%	cito kws*	38.7%	79%	79%	76%	6.580	-21%		

Whole plant forage, less favourable sites, 2025

Number of Years Tested	Number of Sites	Fresh Yield (t/ha)	Dry Matter (%)	Hybrid	(Tonnes Dry Matter/Hectare)	Starch Yield & %	Sugar Yield & %	Stover Yield	Relative Dry Matter Yield index (C=100%)	Whole Plant Digestibility (%)	Starch Yield Converted to Grain at 15% Moisture (t/ha)	Dry Matter Yield Advantage / Disadvantage vs Control (%)
1	7	41.547	37.4%	P72847	37.5%	3%	108%	78%	8.915	8%		
1	3	40.139	38.3%	kws pasco*	41.0%	2%	107%	79%	9.645	7%		
1	7	45.517	33.6%	P7647	35.4%	4%	106%	78%	8.259	6%		
1	8	41.633	36.1%	P7381	39.2%	3%	104%	79%	9.006	4%		
1	6	35.559	41.7%	gema*	40.3%	2%	103%	79%	9.123	3%		
1	8	35.332	41.1%	P68106	39.3%	2%	101%	77%	8.741	1%		
1	8	39.705	36.4%	P7034 (C)	39.6%	3%	100%	78%	8.756	0%		
1	8	35.993	40.1%	P7179	39.3%	2%	100%	79%	8.675	0%		
1	7	38.058	37.5%	P7326	39.6%	3%	99%	79%	8.658	-1%		
1	3	35.355	39.9%	P68106 (HP)	42.9%	3%	98%	79%	9.260	-2%		
1	5	37.606	36.2%	saxon*	37.3%	3%	94%	79%	7.756	-6%		
1	3	29.755	41.4%	cito kws*	40.1%	2%	85%	79%	7.551	-15%		

■ Starch Yield & %
 Sugar Yield & %
 ■ Stover Yield
 ■ Relative Dry Matter Yield index (C=100%)

C = Control Hybrid; * = Competitor Hybrid; HP = High Population

Pioneer hybrids for energy production

The successful production of energy from maize silage depends on many factors. Hybrid selection is of course one of them. It should always begin with a field assessment to determine the appropriate hybrid maturity. Dry matter yield potential and silage quality should be considered next along with agronomic features such as standing power and disease resistance are also key considerations at this point.

PACTS forage trial results enable the assessment of gas output from a particular hybrid to be made using a particular gas yield formula. The table below shows the calculated gas yields that could be achieved from

different hybrids in both favourable and less favourable sites. Also, in situations where crops are grown using the Samco System.

P7655 once again tops the favourable table with a gas yield of 5,673,763 litres per hectare and 337 litres per kilogram of dry matter. The later maturing hybrid DS1897B now takes second place with a total gas yield only 7,874 litres lower and 5 litres less per kilogram.

On less favourable sites P7647 and P7381 top the PACTS table with both exceeding 5,000,000 litres per hectare gas yield on average across all sites.

Methane gas yield predictions from PACTS® trials

Favourable Sites Grown In The Open					
2022 - 2025					
Hybrid	Methane Yield		Dry Matter %	No. Yrs Tested	No. Sites Tested
	Litres / ha	Litres / kg Dry Matter			
P7655	5,673,763	337	35.9%	3	21
DS1897B	5,665,889	332	30.7%	3	25
conclusion*	5,657,971	338	37.6%	1	7
resolute*	5,619,317	340	37.6%	3	22
P7948	5,577,775	332	35.4%	4	34
P7647	5,523,287	337	36.2%	4	35
P8200	5,469,250	332	33.4%	4	19
P7364	5,416,710	334	36.7%	4	34
P72847	5,402,342	337	39.5%	3	22
P7381	5,341,606	334	37.0%	4	34
saxon*	5,311,256	337	38.3%	3	24
P7179	5,304,013	337	41.2%	4	34
kws pasco*	5,194,832	336	40.7%	2	16
P68106 (HP)	5,073,853	333	41.3%	1	7
P7326	5,038,672	334	40.2%	4	33
gema*	5,001,733	337	42.0%	1	7
P7034 (C)	4,974,263	334	38.5%	4	35
kws calvini*	4,936,037	335	40.0%	2	13
prospect*	4,814,289	338	37.4%	3	24
P68106	4,742,564	335	41.9%	1	8

Less Favourable Sites Grown In The Open					
2022 - 2025					
Hybrid	Methane Yield		Dry Matter %	No. Yrs Tested	No. Sites Tested
	Litres / ha	Litres / kg Dry Matter			
P7647	5,278,291	336	32.8%	4	35
P7381	5,091,027	334	34.5%	4	36
saxon*	5,025,803	337	35.1%	3	18
P72847	4,978,234	335	35.7%	2	16
kws pasco*	4,910,381	336	36.7%	2	11
prospect*	4,907,178	338	35.4%	3	22
P7179	4,891,087	336	37.5%	4	33
P7364	4,875,770	334	32.0%	4	24
gema*	4,854,303	335	39.8%	1	6
kws calvini*	4,763,959	335	35.0%	2	13
P7326	4,756,288	335	35.7%	4	32
P7034 (C)	4,719,701	334	34.7%	4	38
P68106	4,648,379	331	39.2%	2	11
P68106 (HP)	4,648,188	337	38.1%	1	3
cito kws*	3,733,388	335	42.9%	2	5

Less Favourable Sites Grown Under The Samco System					
2014 - 2025					
Hybrid	Methane Yield		Dry Matter %	No. Yrs Tested	No. Sites Tested
	Litres / ha	Litres / kg Dry Matter			
P8153	5,927,532	322	33.7%	4	5
P8115	5,893,353	316	34.7%	2	3
P7655	5,781,726	317	41.1%	2	3
P7647	5,387,361	319	37.2%	3	10
P8201	5,344,886	312	31.4%	9	32
P7948	5,327,013	317	34.4%	7	22
P8200 (C)	5,282,392	313	31.1%	11	57
P7381	5,086,081	315	37.0%	4	8
P7364	5,047,614	315	35.2%	5	16
P7034	4,956,383	317	37.2%	9	33
P7326	4,767,307	320	38.4%	11	43
P7179	4,766,186	321	41.0%	4	11

Methane yield figures are determined using a calculation based on the Weissbach formula and actual yield and quality results from the UK & Ireland PACTS® Trials. This formula predicts gas output based on the value of the key substrates in the forage prior to fermentation. The calculation of Fermentable Organic Dry Matter, or 'FoTs', is a key part of the formula and the FoTs is determined using quality data obtained from PACTS® trials.

C = Control Hybrid; * = Competitor Hybrid; HP = High Population

Maize for grain

Most maize grown in the UK is harvested with a forager and the whole plant is cut, chopped, and ensiled when it has reached a minimum dry matter content of 28%. However, the area cut with a combine harvester has steadily increased over the last few years. Instead of the whole plant being cut, only the grain, or the grain and parts of the spindle, are harvested.

Harvested grain has a much higher dry matter content than silage of course, being typically 65% to 75% dry matter, or to put it another way 25% to 35% moisture. Such grain is sometimes referred to as being ‘high moisture’. The type of combining equipment required to harvest maize grain is slightly different to that required for harvesting small grain crops such as wheat or barley. A specific maize combine header being a requisite.

Once harvested the grain can be handled in various ways. Promptly drying down to 15% moisture should ensure no spoilage, and the crop can then be handled and transported as would be the case with any dried grain. Such grain can then be processed, or milled, and included in animal feed rations. In some cases, if the kernels are of a suitable size and shape, the produce can be micronised, or flaked, making it suitable for inclusion in other feed types.

High moisture grain however does not have to be dried. It can instead be crimped, or ground, and then ensiled. Providing the grain is crimped and ensiled promptly and correctly after harvesting the crop can be stored successfully for long periods. Pioneer silage inoculants Pioneer Brand 11A44, Pioneer Brand 11A44 Rapid React and Pioneer Brand 11B91 Rapid React are recommended for application to crimped maize. Each inoculant offers different benefits. 11A44 improves aerobic stability gradually after sealing. 11A44 Rapid React improves aerobic stability from 1 week after sealing. 11B91 Rapid React improves aerobic stability from 1 week after ensiling and improves the efficiency of the initial lactic fermentation.

Corteva researchers have been breeding earlier maturity maize hybrids for many years. Improvements in earliness have enabled growers in cooler, maritime, areas to sow maize with greater confidence of a successful crop every year. This breeding effort has not only led to better maize hybrids for forage production, but it has also led to hybrids that are early enough to be

harvested for grain in some of the same areas. Hybrids that suitable for both silage and grain production are often described as being ‘dual purpose’.

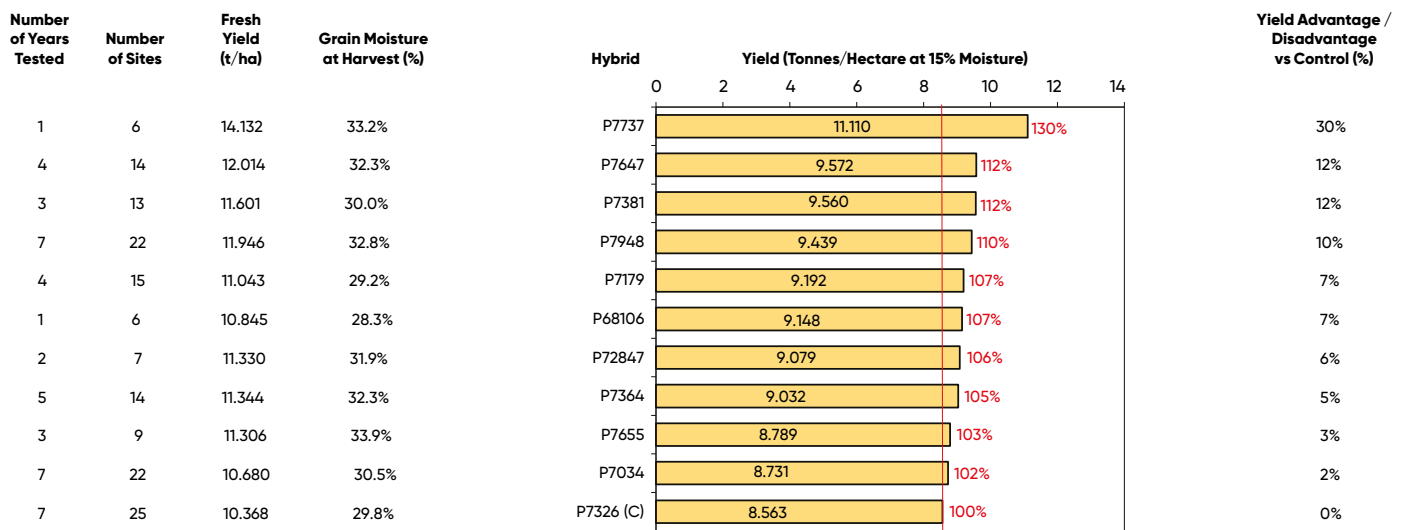
Selected paired comparisons

Hybrid Comparisons	Number of Years	Number of Sites	Grain Moisture % at Harvest	Grain Yield, T/Ha at 15% Moisture	Grain Yield Index
P7326 (C)	1	6	24.7	7.682	100.0
P68106			23.4	8.207	106.8
P7326 (C)	4	15	30.4	8.014	100.0
P7179			29.8	8.603	107.3
P7326 (C)	7	22	29.6	8.561	100.0
P7034			30.3	8.728	102.0
P7326 (C)	3	13	30.6	7.961	100.0
P7381			30.8	8.888	111.6
P7326 (C)	7	22	29.6	8.646	100.0
P7948			32.6	9.530	110.2
P7179	1	6	23.2	8.254	100.0
P68106			23.4	8.207	99.4
P7179	4	14	30.1	8.610	100.0
P7647			33.3	8.969	104.2
P7381	1	6	24.2	9.039	100.0
P68106			23.4	8.207	90.8
P7381	3	13	30.8	8.888	100.0
P7179			30.1	8.518	95.8
P7381	3	12	31.1	8.994	100.0
P7034			30.9	8.170	90.8
P7381	4	13	30.8	8.014	100.0
P7647			33.2	8.828	110.2
P7381	3	11	29.4	8.208	100.0
P7948			32.4	8.447	102.9
P7034	7	19	29.9	8.701	100.0
P7948			32.9	9.535	109.6

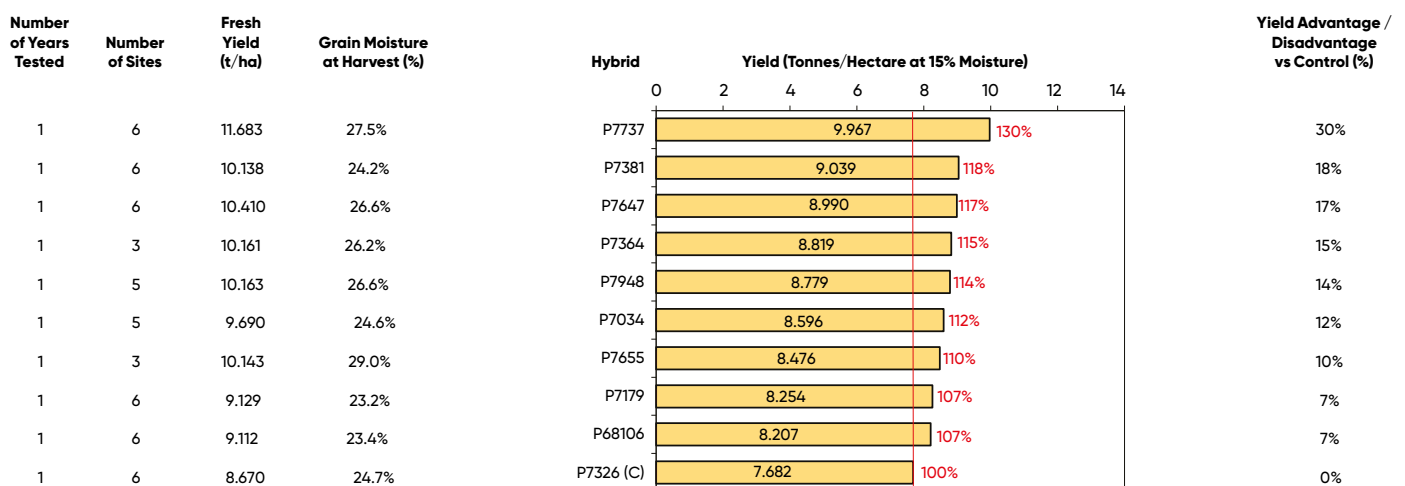
PACTS grain trials began over 10 years ago. The number of test locations is increasing as the area increases. The performance of key Pioneer hybrids when harvested for grain can be seen in the multi-year chart nearby. Also shown are a number of paired performance comparisons between selected hybrids.

Key criteria for selecting a hybrid for grain production include grain yield and grain maturity, ease of threshing, standing power and ear retention. Pioneer hybrids that have been successfully harvested commercially for grain in UK conditions include P68106, P7179, P7326, P7381, P7647 and P7948.

Grain trials, grown in the open, favourable sites, 2019 - 2025



Grain trials, grown in the open, favourable sites, 2025



Grain Yield, Tonnes/Hectare at 15% Moisture Relative Yield Index (C = 100%)
 C = Control Hybrid

Growing maize under film



The Samco System provides significant amounts of extra heat during the first few weeks of growth when the maize plant is often challenged by cold temperatures. Over the course of the growing season the System can increase heat accumulation which may either bring forward the harvest date or increase yield. Different hybrids produce quite different results when planted using the Samco System. New hybrid and film combinations are tested as they become available.



When considering to plant maize careful site assessment is essential to ensure the location available is suitable. Sites where the Samco System is considered for use are often cooler locations where season long accumulated heat can be limited. These sites may be classed as less favourable, or even in some cases unfavourable or unsuitable. Always seek advice from an appropriately qualified local advisor to determine whether a particular site is suitable for growing maize, and if so what type of hybrid should be sown and how it should be managed.

P7179 – Extra Early Relative Maturity

P7179 has been tested on 11 sites over four years under film. It has produced silage of a very high starch content measured at 36.8% – the highest content of all hybrids tested in PACTS Samco trials. It has also given the highest dry matter content of 41.0%. It is a flint grain textured most suitable for sowing on less favourable sites, or where an early harvest is a requirement.

P7326 – Extra Early Relative Maturity

P7326 has been tested on 43 locations under film and proven itself to be a very popular choice for growers cultivating on less favourable sites and those sowing late. This is due to its tolerance of cool conditions and yield reliability. It has produced very high starch content silage with good dry matter yields for its maturity.

P7034 – Very Early Relative Maturity

P7034 has now been tested in PACTS trials under film on 33 locations over nine years. It has given good dry matter yields of a very high starch content when grown under film. P7034 is termed a Pioneer M³ (or 'M cube') hybrid due to its ability to produce starch with a very high level of rumen degradability – the highest of any Pioneer hybrid in PACTS trials.



P7381 – Very Early Relative Maturity

P7381 has been tested under film on 8 locations over four years. This hybrid has shown good adaptation so far to sowing on both favourable and less favourable sites. P7381 has very good lodging resistance and is suited to situations where earliness of maturity and standing power is important.

P7647 – Early Relative Maturity

P7647 has been tested over three years under film on 10 locations. It has produced high dry matter yields of a high dry matter content. It is an appropriate choice on favourable sites where good yield with a reasonable harvest date is sought. It could be an appropriate choice on the better less favourable sheltered sites.

P7364 – Intermediate Relative Maturity

Tested under film on 16 PACTS locations over five years, this is a stiff strawed intermediate maturity hybrid with a high dry matter yield. It dries down fast at maturity and would be a suitable choice for favourable sites and selected better less favourable sites where maximising yield is important.

P8200 – Intermediate Relative Maturity

P8200 has been tested in PACTS® Trials under the Samco System on 57 locations. This hybrid has given consistent results across very different seasons and sites. P8200 is tall and has given very high dry matter yields of silage with good starch content in PACTS trials. P8200 penetrates film well, dries down rapidly at maturity and is intended for favourable sites.

P8153 – Late Relative Maturity

P8153 was first grown commercially in Ireland in 2024 (it is not yet available in the UK). P8153 is a late maturity hybrid. Over 5 locations and four years of PACTS Samco trials it has given very high dry matter yields with a high starch content. It has shown good lodging resistance. P8153 should only be sown on favourable sites, and it is not suitable for late sowing. P8153 is an M³ hybrid and provides high levels of rumen degradable starch.

P8115 – Late Relative Maturity

P8115 has been tested on PACTS Samco sites on three locations over two years. It has given high dry matter yields of a good starch content. It is a large stature, late maturing hybrid only suitable for favourable sites and should not be sown late.

The agronomic practices required for cultivating maize under film vary significantly to those normally adopted when cultivating maize in the open. In addition to selecting a suitable hybrid it is important that appropriate advice is sought on all the crop management techniques relevant to this method of cultivation.

'A fundamental part of the Samco System is the use of maize hybrids that we know are suited for cultivation under film' says Sam Shine of Samco. 'Samco work closely with Pioneer and the PACTS Trials to identify hybrids that respond significantly to the conditions that exist under the film and then learn how to manage them in the field.'

Samuel J. Shine.

**For further details about the Samco System please contact Samco, Tuogh, Adare, County Limerick
Tel: 00 353 (0)61 396176 Website: www.samco.ie**

Samco System Strip trials, whole plant forage, 2014 - 2024



Number of Years Tested	Number of Sites	Fresh Yield (t/ha)	Dry Matter (%)	Hybrid	Yield (Tonnes Dry Matter/Hectare)	Whole Plant Digestibility (%)	Starch Yield Converted to Grain at 15% Moisture (t/ha)	Dry Matter Yield Advantage/Disadvantage vs Control (%)
2	3	53.462	34.7%	P8115	31.0% Starch, 3% Sugar, 110% DM	70%	8.792	10%
4	5	54.519	33.7%	P8153	35.0% Starch, 3% Sugar, 109% DM	72%	9.853	9%
9	32	54.712	31.4%	P8201	31.4% Starch, 4% Sugar, 102% DM	70%	8.229	2%
12	57	54.316	31.1%	P8200 (C)	31.5% Starch, 3% Sugar, 100% DM	69%	8.150	0%
3	10	45.335	37.2%	P7647	34.8% Starch, 4% Sugar, 100% DM	71%	8.975	0%
4	8	43.586	37.0%	P7381	34.1% Starch, 3% Sugar, 95% DM	69%	8.398	-5%
5	16	45.584	35.2%	P7364	33.3% Starch, 3% Sugar, 95% DM	69%	8.178	-5%
9	33	42.170	37.2%	P7034	35.0% Starch, 3% Sugar, 93% DM	71%	8.392	-7%
12	43	38.834	38.4%	P7326	35.7% Starch, 3% Sugar, 88% DM	71%	8.128	-12%
4	11	36.161	41.0%	P7179	36.8% Starch, 3% Sugar, 88% DM	71%	8.360	-12%

■ Starch Yield & %
 Sugar Yield & %
 ■ Stover Yield
 ■ Relative Dry Matter Yield index (C=100%)

C = Control Hybrid = 100%

Selected multiple year paired comparisons

	No. Years Tested	No. Sites	Fresh Weight (Tonnes/ha)	Dry Matter (%)	Yield (Tonnes Dry Matter/ha)	Yield Index (%)	Wholeplant Organic Matter Digestibility (%)	Starch (%)	Sugar (%)	Megajoules Metabolisable Energy /Kg Dry Matter	Pioneer Rumen Degradable Starch (%)	Pioneer Rumen Degradable Starch Yield (Tonnes Dry Matter/ha)
P7381	4	8	40.746	38.0%	15.468	95.4%	74.1%	37.0%	1.3%	12.3	67.7%	3.879
P8200 (C)			50.777	31.9%	16.217	100.0%	74.2%	34.3%	1.5%	12.3	67.7%	3.765
P7364	5	16	43.934	36.4%	15.996	95.0%	73.8%	35.3%	1.6%	12.2	78.3%	4.413
P8200 (C)			52.349	32.2%	16.834	100.0%	73.8%	33.4%	1.7%	12.2	59.1%	3.322
P7034	9	33	40.339	37.1%	14.957	92.8%	72.3%	35.9%	2.6%	12.0	80.9%	4.344
P8200 (C)			51.958	31.0%	16.121	100.0%	71.0%	32.3%	3.0%	11.8	64.7%	3.375
P7179	4	11	35.395	41.5%	14.686	87.8%	76.3%	40.5%	1.6%	12.6	67.4%	4.007
P8200 (C)			53.164	31.5%	16.723	100.0%	74.7%	34.7%	1.7%	12.4	63.5%	3.683
P7326	12	43	38.586	38.0%	14.652	88.2%	71.8%	35.7%	3.1%	11.9	76.5%	4.004
P8200 (C)			53.969	30.8%	16.620	100.0%	70.0%	31.6%	3.2%	11.6	64.3%	3.372
P7647	3	10	43.810	37.6%	16.468	99.7%	75.0%	36.3%	1.8%	12.4	73.5%	4.397
P8200 (C)			52.488	31.5%	16.518	100.0%	73.8%	32.9%	1.7%	12.2	77.5%	4.209
P8115	2	3	49.622	36.0%	17.864	109.8%	74.0%	29.6%	1.9%	12.2		
P8200 (C)			50.414	32.3%	16.267	100.0%	73.2%	30.1%	1.9%	12.1		
P8153	4	5	51.484	38.2%	19.646	108.8%	76.3%	38.0%	1.4%	12.6		
P8200 (C)			51.292	35.2%	18.055	100.0%	73.8%	34.2%	1.6%	12.2		
DS1897B	2	2	56.416	29.4%	16.558	105.7%	73.6%	28.8%	1.6%	12.2		
P8200 (C)			54.107	29.0%	15.664	100.0%	73.1%	28.4%	1.7%	12.1		
P7034	2	3	40.112	38.8%	15.564	87.1%	74.0%	32.2%	2.4%	12.2	65.8%	3.292
P8115			49.622	36.0%	17.864	100.0%	74.0%	29.6%	1.9%	12.2	65.8%	3.477
P7647	2	3	43.966	41.0%	18.012	100.8%	74.8%	36.6%	1.4%	12.4		
P8115			49.622	36.0%	17.864	100.0%	74.0%	29.6%	1.9%	12.2		
P8153	2	3	51.803	37.4%	19.374	108.5%	76.7%	36.0%	1.6%	12.7	73.9%	5.151
P8115			49.622	36.0%	17.864	100.0%	74.0%	29.6%	1.9%	12.2	65.8%	3.477
P7364	2	3	37.411	41.5%	15.513	86.8%	72.5%	31.9%	1.4%	12.0		
P8115			49.622	36.0%	17.864	100.0%	74.0%	29.6%	1.9%	12.2		
P7647	3	9	43.145	38.6%	16.668	114.7%	75.2%	37.5%	1.8%	12.4	60.5%	3.780
P7034			38.492	37.8%	14.533	100.0%	75.0%	35.3%	2.3%	12.4	78.1%	4.005
P8153	4	5	51.484	38.2%	19.646	126.7%	76.3%	38.0%	1.4%	12.6	73.9%	5.524
P7034			35.631	43.5%	15.507	100.0%	75.1%	37.2%	1.9%	12.4	65.8%	3.797
P7381	4	7	40.290	38.5%	15.506	112.2%	74.2%	37.0%	1.3%	12.3	68.6%	3.935
P7034			35.612	38.8%	13.823	100.0%	75.5%	37.8%	1.6%	12.5	78.3%	4.097
P7326	12	31	37.983	37.9%	14.377	95.9%	72.4%	36.2%	3.0%	12.0	76.5%	3.979
P7034			40.878	36.7%	14.995	100.0%	72.1%	35.8%	2.6%	11.9	80.9%	4.340
P7179	4	11	35.395	41.5%	14.686	101.7%	76.3%	40.5%	1.6%	12.6	67.4%	4.007
P7034			38.725	37.3%	14.443	100.0%	75.3%	37.2%	1.9%	12.5	79.3%	4.257
P8115	2	3	49.622	36.0%	17.864	92.2%	74.0%	29.6%	1.9%	12.2	65.8%	3.477
P8153			51.803	37.4%	19.374	100.0%	76.7%	36.0%	1.6%	12.7	73.9%	5.151
P7381	4	4	41.700	42.6%	17.754	88.0%	73.7%	37.0%	1.3%	12.2		
P8153			52.238	38.6%	20.177	100.0%	75.8%	38.3%	1.3%	12.5		

P68106 NEW FOR 2026

Relative Maturity: Extra Early, FAO 160

Primary End Use: Forage, Grain and Biogas

P68106 was added to the UK National List in the UK in late spring 2025. P68106 is an extra early maturity high starch hybrid with a 'dent like' grain texture. It is suited to sowing on less favourable sites, and favourable sites where an early harvest is sought. It is a large stature hybrid for its maturity and is suitable for silage, biogas and grain production.

P68106 has been evaluated in two years of PACTS trials. It has given the highest dry matter content of any hybrid in the Pioneer range with a dry matter content on favourable sites of 41.9% over eight locations, and 39.2% on less favourable sites over eleven locations. Over all nineteen locations it has given an impressively high average dry matter content 40.5%.

P68106 has given very high starch contents and very high relative starch yields. On favourable PACTS locations it has given an average starch content of 39.0% and on less favourable locations an average starch content of 36.1%.

P68106 has shown particularly good resistance to Eyespot (*Aureobasidium zeae*) with a PACTS resistance score of 6.6. This rating was determined from assessments made in plots artificially inoculated with the disease, and in plots where natural infection occurred.

P68106 is a hybrid to be considered where early sowing is intended due to its impressive early vigour.

PACTS testing of P68106 in 2025 included differential plant population trials. PACTS trials indicate that P68106 provides very high starch contents at lower populations, and good starch contents combined with high forage dry matter yields at higher populations. Appropriate seeding rates for P68106 should be set according to the type of crop required and may vary in a wide range between 95,000 and 110,000 seeds per hectare in different situations.

Performance highlights

- Very high dry matter content forage
- Very high starch content forage
- The highest early vigour score of all Pioneer hybrids tested
- Good PACTS Eyespot (*Aureobasidium zeae*) resistance score of 6.6
- High sowing rate performance
- Potential for grain production with the lowest average grain moisture in PACTS



Agronomic Characteristics		
	Grown In The Open	Samco System
Early Vigour	Extremely Good	Extremely Good
Lodging Resistance	Good	Good
Eyespot Resistance Score ¹	6.6	6.6
Stover Dry-Down Rate	Fast	Fast
Forage Seeding Rate ² (seeds/ha)	95,000 to 110,000	95,000 to 110,000

FAO (Food and Agriculture Organisation) maturity scale rating determined from PACTS results

¹ Score on a 1 - 9 scale where 9 = very resistant

² A suggested seeding rate which assumes plant establishment losses of less than 5%.

Always seek agronomic advice from a locally qualified adviser to determine whether individual fields are suitable for maize cultivation, and if so whether each field should be classed as favourable or less favourable.

P68106

selected paired comparisons favourable sites

	No. Years Tested	No. Sites	Dry Matter (%)	Yield (Tonnes Dry Matter/ha)	Yield Index (%)	Wholeplant Organic Matter Digestibility (%)	Starch (%)	Sugar (%)	Megajoules Metabolisable Energy /Kg Dry Matter	Calculated Methane Production (litres/kg Dry Matter)	Calculated Methane Production (l/ha)	Pioneer Rumen Degradable Starch (%)	Pioneer Rumen Degradable Starch Yield (Tonnes Dry Matter/ha)
P68106	1	7	48.5%	14.272	96.5%	78.3%	40.2%	2.5%	13.0	343	4,885,347	62.5%	3.587
gema*			48.4%	14.785	100.0%	79.7%	43.2%	2.2%	13.2	347	5,135,368	55.0%	3.511
P68106 (HP)	1	6	48.6%	14.580	106.0%	78.0%	39.8%	2.1%	12.9	341	4,955,538	61.1%	3.547
gema*			49.6%	13.752	100.0%	79.7%	43.2%	2.2%	13.2	347	4,769,115	55.0%	3.266
P68106	1	8	47.4%	14.363	92.3%	78.7%	40.9%	2.5%	13.0	344	4,940,637	62.5%	3.675
kws pasco*			43.3%	15.569	100.0%	79.0%	41.3%	2.0%	13.1	346	5,387,958	62.4%	4.017
P68106 (HP)	1	7	47.9%	14.911	100.8%	78.4%	40.7%	2.0%	13.0	342	5,100,429	61.1%	3.706
kws pasco*			43.9%	14.789	100.0%	79.0%	41.6%	1.8%	13.1	346	5,117,036	62.4%	3.843
P68106	1	8	47.4%	14.363	95.3%	78.7%	40.9%	2.5%	13.0	344	4,940,637	62.5%	3.675
P7034 (C)			43.5%	15.077	100.0%	79.0%	39.7%	3.0%	13.1	344	5,182,012	68.6%	4.105
P7034 (C)	1	7	44.7%	14.569	97.7%	79.0%	40.1%	2.6%	13.1	344	5,000,317	68.6%	4.007
P68106 (HP)			47.9%	14.911	100.0%	78.4%	40.7%	2.0%	13.0	342	5,100,429	61.1%	3.706
P68106	1	8	47.4%	14.363	93.4%	78.7%	40.9%	2.5%	13.0	344	4,940,637	62.5%	3.675
P7326			45.4%	15.381	100.0%	79.9%	43.5%	2.5%	13.2	348	5,345,897	70.3%	4.700
P7326	1	7	47.1%	14.891	99.9%	80.3%	44.4%	2.4%	13.3	349	5,200,876	70.3%	4.652
P68106 (HP)			47.9%	14.911	100.0%	78.4%	40.7%	2.0%	13.0	342	5,100,429	61.1%	3.706
P72847	1	8	43.2%	15.829	110.2%	79.1%	38.9%	2.7%	13.1	344	5,441,760	58.7%	3.618
P68106			47.4%	14.363	100.0%	78.7%	40.9%	2.5%	13.0	344	4,940,637	62.5%	3.675
P72847	1	7	44.2%	15.304	102.6%	79.3%	39.4%	2.5%	13.1	345	5,265,055	58.7%	3.538
P68106 (HP)			47.9%	14.911	100.0%	78.4%	40.7%	2.0%	13.0	342	5,100,429	61.1%	3.706

P68106

selected paired comparisons less favourable sites

	No. Years Tested	No. Sites	Dry Matter (%)	Yield (Tonnes Dry Matter/ha)	Yield Index (%)	Wholeplant Organic Matter Digestibility (%)	Starch (%)	Sugar (%)	Megajoules Metabolisable Energy /Kg Dry Matter	Calculated Methane Production (litres/kg Dry Matter)	Calculated Methane Production (l/ha)	Pioneer Rumen Degradable Starch (%)	Pioneer Rumen Degradable Starch Yield (Tonnes Dry Matter/ha)
P68106	1	6	42.3%	14.704	98.2%	78.3%	41.9%	2.0%	13.0	343	5,046,644	52.5%	3.235
gema*			42.0%	14.973	100.0%	78.9%	41.5%	1.9%	13.1	344	5,161,702	51.4%	3.196
P68106 (HP)	1	3	43.2%	15.521	103.7%	80.6%	49.2%	1.6%	13.3	351	5,449,165		
gema*			43.5%	14.961	100.0%	79.8%	44.6%	1.6%	13.2	348	5,200,685		
P68106	2	5	38.9%	13.773	97.4%	77.5%	40.0%	1.9%	12.8	340	4,711,116	57.1%	3.146
kws pasco*			36.4%	14.147	100.0%	78.3%	39.0%	2.1%	13.0	343	4,880,024	81.9%	4.515
P68106 (HP)	1	2	45.4%	15.359	96.6%	81.1%	51.0%	1.8%	13.4	355	5,441,994		
kws pasco*			43.0%	15.894	100.0%	81.6%	46.1%	2.1%	13.5	356	5,650,927		
P68106	2	4	38.3%	13.191	118.0%	74.1%	34.8%	1.8%	12.3	327	4,312,684	55.4%	2.541
cito kws*			39.3%	11.174	100.0%	76.2%	37.3%	1.5%	12.6	334	3,728,027	53.7%	2.237
P68106	2	11	38.8%	13.697	99.4%	76.3%	37.8%	2.1%	12.6	335	4,603,775	55.8%	2.890
P7034 (C)			34.4%	13.781	100.0%	77.4%	37.6%	2.9%	12.8	338	4,674,413	69.9%	3.624
P68106 (HP)	1	3	43.2%	15.521	97.7%	80.6%	49.2%	1.6%	13.3	351	5,449,165		
P7034 (C)			39.4%	15.894	100.0%	79.8%	45.4%	1.9%	13.2	348	5,533,002		
P68106	2	9	38.8%	13.743	102.4%	77.1%	38.7%	2.1%	12.8	338	4,666,596	54.8%	2.912
P7326			35.4%	13.415	100.0%	77.8%	37.3%	3.0%	12.9	340	4,582,625	70.3%	3.517
P68106 (HP)	1	3	43.2%	15.521	101.7%	80.6%	49.2%	1.6%	13.3	351	5,449,165		
P7326			41.3%	15.262	100.0%	80.7%	45.0%	2.0%	13.4	351	5,361,749		
P68106	2	10	38.5%	13.830	100.0%	76.6%	37.8%	2.1%	12.7	336	4,664,834	55.3%	2.892
P7179			37.6%	13.824	100.0%	78.0%	37.8%	1.9%	12.9	342	4,736,880	59.0%	3.081
P68106 (HP)	1	3	43.2%	15.521	97.3%	80.6%	49.2%	1.6%	13.3	351	5,449,165		
P7179			42.8%	15.950	100.0%	79.8%	43.9%	1.7%	13.2	349	5,566,590		

C = Control Hybrid; * = Competitor Hybrid; (HP) = High Population

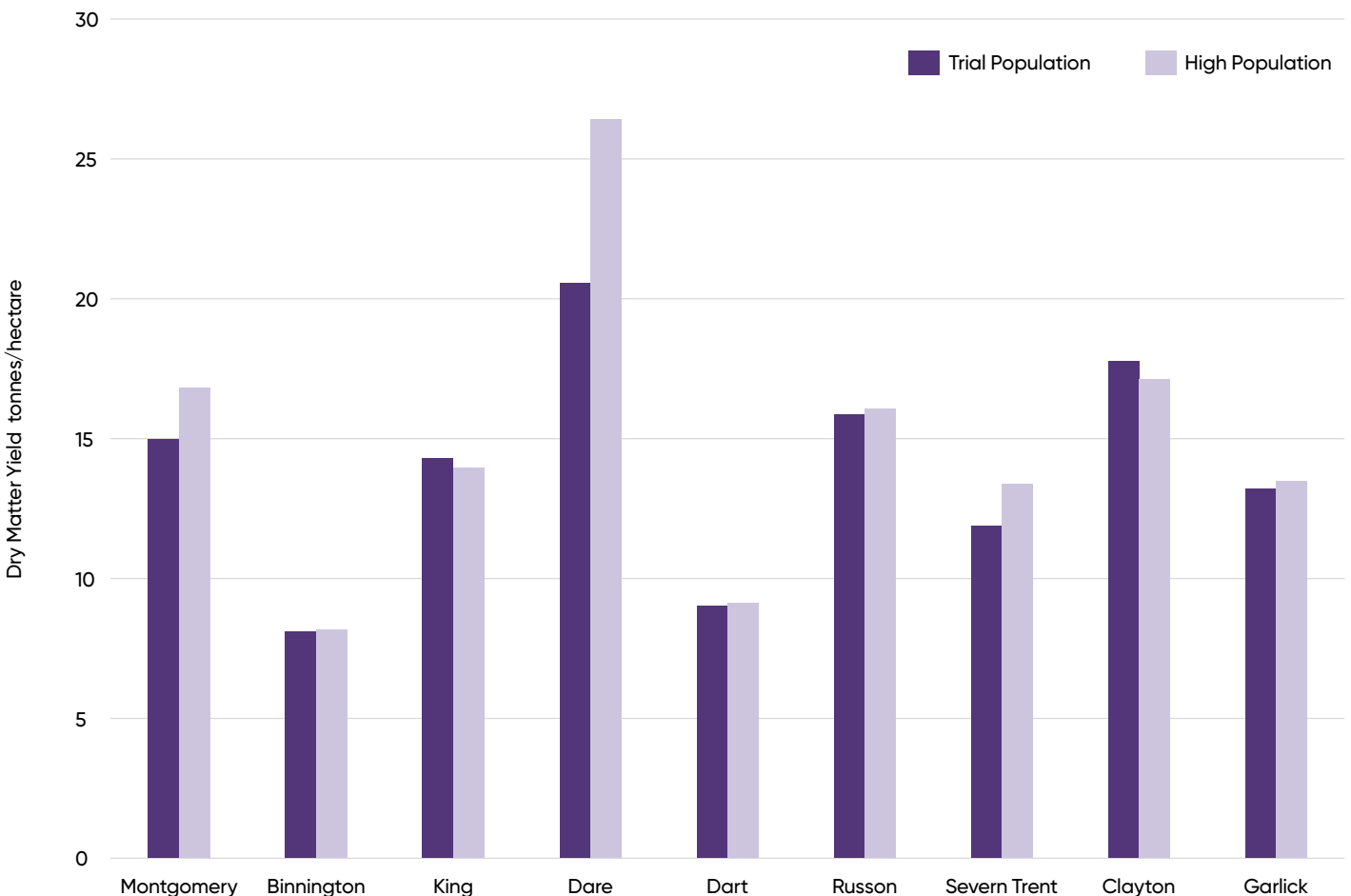
P68106

plant population trials

			Trial Sowing Rate	P68106 Plant Count	P68106 High Population Sowing Rate	P68106 High Population Count	P68106 Plant Population Difference
Trial	Type	Category	Plants Per Hectare	Plants Per Hectare	Plants Per Hectare	Plants Per Hectare	Plants Per Hectare
Montgomery	Forage	Favourable	103,000	109,060	125,000	123,690	14,630
Binnington	Forage	Favourable	104,000	111,720	135,000	143,418	31,698
King	Forage	Favourable	103,780	100,001	123,550	121,501	21,500
Dare	Forage	Favourable	103,750	97,090	146,000	146,300	49,210
Dart	Forage	Favourable	105,000	106,732	116,000	114,546	7,814
Russon	Forage	Favourable	90,000	84,787	123,000	120,697	35,910
Severn Trent	Forage	Favourable	95,000	90,000	118,000	113,000	23,000
Clayton	Forage	Less Favourable	95,000	92,103	120,000	111,221	19,118
Garlick	Forage	Less Favourable	103,000	103,000	117,000	117,000	14,000
Average	Forage	Favourable	100,647	99,913	126,650	126,165	26,252
Average	Forage	Less Favourable	99,000	97,552	118,500	114,111	16,559
Average	All Trials	All Trials	100,281	99,388	124,839	123,486	24,098

P68106

plant population results 2025 dry matter yields





P68106

P7179

Relative Maturity: Extra Early, FAO 170
Primary End Use: Forage, Grain and Biogas

P7179 was launched in 2023. It is an extra early maturity flint grain textured hybrid suitable for sowing on less favourable sites and favourable sites where an early harvest is sought. In PACTS trials it has shown it has the earliest grain maturity of any hybrid in the Pioneer range. It has given an average dry matter content of 41.2% in favourable PACTS trials over four years and 34 locations. On less favourable sites P7179 has given an average dry matter content of 37.5% over 33 locations and four years of testing.

In addition to its extra early maturity P7179 has consistently given very high starch contents and very high relative starch yields. On favourable PACTS locations it has given an average starch content of 39.3% and on less favourable locations a starch content of 38.3%. P7179 has shown good plant to plant consistency with regular and consistently sized primary ears on each plant. P7179 can set grain on a second ear in optimum conditions.

P7179 has shown very good resistance to Eyespot (*Aureobasidium zeae*) with a PACTS resistance score of 8.0. Good plant health of this type reduces the incidence of premature senescence and can lower forage mould content.

P7179 is suitable for biogas production if the site requires an extra early maturity hybrid. P7179 has given a predicted gas yield on less favourable sites of 337 litres / kg of dry matter and a total yield of 5,304,013 litres per hectare.

Performance highlights

- Shown suitability to both favourable and less favourable sites
- Produced very high starch contents for this maturity
- PACTS Eyespot (*Aureobasidium zeae*) resistance score of 8.0
- A tall hybrid for this maturity
- One of the earliest flowering hybrids in the PACTS range
- Early harvest dates and high starch contents achieved under film



Agronomic Characteristics		
	Grown In The Open	Samco System
Early Vigour	Very Good	Very Good
Lodging Resistance	Very Good	Very Good
Eyespot Resistance Score ¹	8.0	8.0
Stover Dry-Down Rate	Very Fast	Extremely Fast
Forage Seeding Rate ² (seeds/ha)	103,000 to 110,000	103,000 to 110,000

FAO (Food and Agriculture Organisation) maturity scale rating determined from PACTS results

¹ Score on a 1 - 9 scale where 9 = very resistant

² A suggested seeding rate which assumes plant establishment losses of less than 5%.

Always seek agronomic advice from a locally qualified adviser to determine whether individual fields are suitable for maize cultivation, and if so whether each field should be classed as favourable or less favourable.

P7179

selected paired comparisons favourable sites

	No. Years Tested	No. Sites	Dry Matter (%)	Yield (Tonnes Dry Matter/ha)	Yield Index (%)	Wholeplant Organic Matter Digestibility (%)	Starch (%)	Sugar (%)	Megajoules Metabolisable Energy /Kg Dry Matter	Calculated Methane Production (litres/kg Dry Matter)	Calculated Methane Production (l/ha)	Pioneer Rumen Degradable Starch (%)	Pioneer Rumen Degradable Starch Yield (Tonnes Dry Matter/ha)
P7179	1	7	46.1%	15.687	106.1%	79.2%	40.9%	2.6%	13.1	346	5,441,135	59.4%	3.816
gema*			48.4%	14.785	100.0%	79.7%	43.2%	2.2%	13.2	347	5,135,368	55.0%	3.511
P7179	3	24	41.3%	16.124	98.6%	76.8%	39.4%	1.9%	12.7	337	5,429,401	55.7%	3.541
saxon*			38.6%	16.346	100.0%	77.1%	37.7%	2.0%	12.8	337	5,504,378	61.0%	3.762
P7179	1	7	45.7%	15.634	92.5%	79.3%	41.6%	2.7%	13.1	347	5,430,997	53.9%	3.507
conclusion*			42.7%	16.910	100.0%	79.8%	40.1%	2.6%	13.2	348	5,878,156	59.9%	4.065
P7179	2	16	42.5%	15.257	100.3%	77.7%	40.3%	2.1%	12.9	341	5,205,337	58.7%	3.608
kws pasco*			42.0%	15.213	100.0%	77.2%	39.7%	1.7%	12.8	339	5,164,468	64.1%	3.876
P7179	4	34	41.1%	15.877	105.8%	76.7%	39.2%	1.9%	12.7	337	5,345,017	57.5%	3.584
P7034 (C)			38.4%	15.003	100.0%	76.5%	37.2%	2.1%	12.7	334	5,012,718	68.1%	3.854
P7179	4	32	41.5%	15.815	104.7%	76.7%	39.2%	1.9%	12.7	337	5,336,482	58.3%	3.620
P7326			40.6%	15.104	100.0%	76.0%	38.6%	2.0%	12.6	334	5,055,293	70.6%	4.114
P7179	1	8	45.4%	15.666	109.1%	79.1%	41.1%	2.5%	13.1	346	5,429,941	59.4%	3.823
P68106			47.4%	14.363	100.0%	78.7%	40.9%	2.5%	13.0	344	4,940,637	62.5%	3.675
P7179	1	7	46.9%	14.963	100.4%	79.3%	41.3%	2.4%	13.1	346	5,190,702	59.4%	3.670
P68106 (HP)			47.9%	14.911	100.0%	78.4%	40.7%	2.0%	13.0	342	5,100,429	61.1%	3.706
P72847	3	22	38.8%	16.215	102.4%	76.8%	37.2%	2.2%	12.7	337	5,459,201	55.8%	3.364
P7179			40.5%	15.837	100.0%	77.0%	39.2%	2.0%	12.8	338	5,349,436	58.4%	3.628

P7179

selected paired comparisons less favourable sites

	No. Years Tested	No. Sites	Dry Matter (%)	Yield (Tonnes Dry Matter/ha)	Yield Index (%)	Wholeplant Organic Matter Digestibility (%)	Starch (%)	Sugar (%)	Megajoules Metabolisable Energy /Kg Dry Matter	Calculated Methane Production (litres/kg Dry Matter)	Calculated Methane Production (l/ha)	Pioneer Rumen Degradable Starch (%)	Pioneer Rumen Degradable Starch Yield (Tonnes Dry Matter/ha)
P7179	1	6	40.5%	14.868	99.3%	78.6%	41.7%	1.9%	13.0	344	5,129,102	48.1%	2.984
gema*			42.0%	14.973	100.0%	78.9%	41.5%	1.9%	13.1	344	5,161,702	51.4%	3.196
P7179	3	15	36.9%	14.578	100.6%	76.2%	37.5%	2.2%	12.6	337	4,923,614	61.6%	3.366
saxon*			34.5%	14.493	100.0%	76.7%	34.6%	2.9%	13.1	337	4,890,020	65.9%	3.307
P7179	2	10	35.4%	14.470	101.9%	76.2%	37.7%	2.0%	12.6	337	4,899,019	61.7%	3.365
kws pasco*			33.7%	14.204	100.0%	76.2%	36.9%	2.0%	12.6	337	4,800,919	66.6%	3.487
P7179	4	33	37.7%	14.370	102.8%	76.5%	38.4%	1.9%	12.9	337	4,847,007	56.8%	3.134
P7034 (C)			34.9%	13.978	100.0%	76.3%	36.1%	2.7%	12.6	334	4,677,166	67.6%	3.410
P7179	4	29	37.8%	14.423	101.5%	76.6%	38.3%	1.9%	12.9	337	4,871,480	58.2%	3.219
P7326			36.0%	14.215	100.0%	76.5%	37.5%	2.4%	13.6	336	4,783,784	71.8%	3.827
P7179	2	10	37.6%	13.824	100.0%	78.0%	37.8%	1.9%	12.9	342	4,736,880	59.0%	3.081
P68106			38.5%	13.830	100.0%	76.6%	37.8%	2.1%	12.7	336	4,664,834	55.3%	2.892
P7179	1	3	42.8%	15.950	102.8%	79.8%	43.9%	1.7%	13.2	349	5,566,590		
P68106 (HP)			43.2%	15.521	100.0%	80.6%	49.2%	1.6%	13.3	351	5,449,165		
P72847	2	15	32.8%	14.927	102.7%	76.3%	35.1%	2.4%	12.6	336	5,030,262	57.6%	3.020
P7179			35.4%	14.537	100.0%	76.5%	38.3%	1.9%	12.7	337	4,913,414	58.6%	3.269
P7381	4	31	34.6%	15.312	105.0%	76.1%	37.2%	2.5%	12.6	335	5,133,766	58.7%	3.346
P7179			37.8%	14.587	100.0%	76.5%	38.5%	1.9%	12.7	337	4,921,761	55.1%	3.096

C = Control Hybrid; * = Competitor Hybrid; (HP) = High Population

P7326

Relative Maturity: Extra Early, FAO 180
Primary End Use: Forage, Grain and Biogas

P7326 was again the biggest selling Pioneer maize hybrid in Great Britain in 2025.

PACTS results show why P7326 is a clear choice for growers who are seeking a hybrid that will reach 30% dry matter quickly and produce good yields of high starch content silage. P7326 has demonstrated very good early vigour and is considered to be the fastest Pioneer hybrid to reach 32% dry matter content across a range of sites. P7326 has demonstrated very good cold tolerance and a high level of adaptation to cultivation on less favourable sites. It is also suited to favourable locations where an early harvest may be sought.

Performance highlights

- Widely tested across favourable and less favourable sites
- Has given high starch content silage with good whole plant digestibility
- One of the first hybrids to reach maturity on favourable sites
- Shown consistency of performance across sites and years
- Capable of achieving early harvest dates in a wide range of conditions
- Very good relative early vigour
- High dry matter and starch contents achieved under film on less favourable sites

Hybrids ranked by highest dry matter content PACTS® trials, 2022-2025

Less Favourable Sites			
Hybrid	Dry Matter Content (%)	No. of Years	No. of Sites
cito*	41.2	2	10
P7179	37.8	4	29
kws pasco*	37.7	1	8
kws calvini*	37.0	3	22
ambition*	36.4	2	16
P7326	36.4	4	34
prospect*	36.4	3	22
saxon*	36.3	2	13
P7034 (C)	35.7	4	39
P7381	35.3	3	28
P7647	33.9	3	28
P7364	32.2	4	31



Agronomic Characteristics		
	Grown In The Open	Samco System
Early Vigour	Very Good	Very Good
Lodging Resistance	Good	Good
Eyespot Resistance Score ¹	6.2	6.2
Stover Dry-Down Rate	Fast	Very Fast
Forage Seeding Rate ² (seeds/ha)	103,000 to 110,000	110,000

FAO (Food and Agriculture Organisation) maturity scale rating determined from PACTS results

¹ Score on a 1 – 9 scale where 9 = very resistant

² A suggested seeding rate which assumes plant establishment losses of less than 5%.

Always seek agronomic advice from a locally qualified adviser to determine whether individual fields are suitable for maize cultivation, and if so whether each field should be classed as favourable or less favourable.

P7326

selected paired comparisons favourable sites

	No. Years Tested	No. Sites	Dry Matter (%)	Yield (Tonnes Dry Matter/ha)	Yield Index (%)	Wholeplant Organic Matter Digestibility (%)	Starch (%)	Sugar (%)	Megajoules Metabolisable Energy /Kg Dry Matter	Calculated Methane Production (litres/kg Dry Matter)	Calculated Methane Production (l/ha)	Pioneer Rumen Degradable Starch (%)	Pioneer Rumen Degradable Starch Yield (Tonnes Dry Matter/ha)
P7326	1	7	46.2%	15.307	103.5%	80.1%	43.5%	2.6%	13.3	348	5,325,278	70.3%	4.678
gema*			48.4%	14.785	100.0%	79.7%	43.2%	2.2%	13.2	347	5,135,368	55.0%	3.511
P7326	3	22	41.4%	15.575	95.8%	76.1%	38.8%	2.0%	12.6	334	5,219,947	69.0%	4.169
saxon*			38.9%	16.261	100.0%	77.1%	37.7%	2.0%	12.8	337	5,482,482	61.7%	3.787
P7326	1	7	45.7%	15.485	91.6%	80.1%	43.9%	2.6%	13.3	349	5,391,138	62.4%	4.247
conclusion*			42.7%	16.910	100.0%	79.8%	40.1%	2.6%	13.2	348	5,878,156	59.9%	4.065
P7326	2	15	42.6%	14.860	96.8%	77.3%	40.5%	2.3%	12.8	339	5,065,986	72.0%	4.331
kws pasco*			42.4%	15.358	100.0%	77.2%	39.7%	1.7%	12.8	339	5,229,050	64.1%	3.913
P7326	4	33	40.6%	15.005	101.3%	76.1%	38.6%	2.0%	12.6	334	5,022,733	70.6%	4.094
P7034 (C)			38.9%	14.811	100.0%	76.6%	37.8%	2.1%	12.7	335	4,958,528	71.1%	3.978
P7179	4	32	41.5%	15.815	104.7%	76.7%	39.2%	1.9%	12.7	337	5,336,482	58.3%	3.620
P7326			40.6%	15.104	100.0%	76.0%	38.6%	2.0%	12.6	334	5,055,293	70.6%	4.114
P68106	1	8	47.4%	14.363	93.4%	78.7%	40.9%	2.5%	13.0	344	4,940,637	62.5%	3.675
P7326			45.4%	15.381	100.0%	79.9%	43.5%	2.5%	13.2	348	5,345,897	70.3%	4.700
P7326	1	7	47.1%	14.891	99.9%	80.3%	44.4%	2.4%	13.3	349	5,200,876	70.3%	4.652
P68106 (HP)			47.9%	14.911	100.0%	78.4%	40.7%	2.0%	13.0	342	5,100,429	61.1%	3.706
P7381	4	32	37.2%	16.023	105.7%	76.3%	38.2%	1.9%	12.6	335	5,358,879	57.8%	3.533
P7326			40.3%	15.154	100.0%	76.2%	39.0%	2.0%	12.6	335	5,077,235	70.6%	4.170
P7647	4	33	36.6%	16.383	109.2%	76.8%	36.9%	2.1%	12.7	337	5,513,401	55.9%	3.382
P7326			40.6%	15.005	100.0%	76.1%	38.6%	2.0%	12.6	334	5,022,733	69.0%	3.999

P7326

selected paired comparisons less favourable sites

	No. Years Tested	No. Sites	Dry Matter (%)	Yield (Tonnes Dry Matter/ha)	Yield Index (%)	Wholeplant Organic Matter Digestibility (%)	Starch (%)	Sugar (%)	Megajoules Metabolisable Energy /Kg Dry Matter	Calculated Methane Production (litres/kg Dry Matter)	Calculated Methane Production (l/ha)	Pioneer Rumen Degradable Starch (%)	Pioneer Rumen Degradable Starch Yield (Tonnes Dry Matter/ha)
P7326	3	17	35.6%	14.199	97.1%	75.9%	36.2%	2.8%	12.6	335	4,765,392	70.6%	3.629
saxon*			34.5%	14.626	100.0%	76.5%	35.0%	2.7%	13.1	336	4,921,757	62.7%	3.206
P7326	2	11	34.3%	14.064	99.8%	76.3%	36.7%	2.5%	12.6	336	4,741,121	74.2%	3.831
kws pasco*			33.4%	14.086	100.0%	76.0%	36.6%	1.9%	12.6	336	4,748,432	65.0%	3.351
P7326	1	6	38.0%	14.260	95.2%	78.8%	40.1%	3.0%	13.0	344	4,912,787	64.7%	3.698
gema*			42.0%	14.973	100.0%	78.9%	41.5%	1.9%	13.1	344	5,161,702	51.4%	3.196
P7326	4	32	36.0%	14.275	100.4%	76.5%	37.6%	2.3%	13.5	336	4,799,911	69.4%	3.730
P7034 (C)			35.0%	14.215	100.0%	76.4%	36.3%	2.6%	12.6	335	4,762,989	70.6%	3.645
P68106	2	9	38.8%	13.743	102.4%	77.1%	38.7%	2.1%	12.8	338	4,666,596	54.8%	2.912
P7326			35.4%	13.415	100.0%	77.8%	37.3%	3.0%	12.9	340	4,582,625	70.3%	3.517
P68106 (HP)	1	3	43.2%	15.521	101.7%	80.6%	49.2%	1.6%	13.3	351	5,449,165		
P7326			41.3%	15.262	100.0%	80.7%	45.0%	2.0%	13.4	351	5,361,749		
P7179	4	29	37.8%	14.423	101.5%	76.6%	38.3%	1.9%	12.9	337	4,871,480	58.2%	3.219
P7326			36.0%	14.215	100.0%	76.5%	37.5%	2.4%	13.6	336	4,783,784	71.8%	3.827
P72847	2	14	32.4%	15.007	106.4%	76.4%	35.1%	2.3%	12.6	336	5,061,834	61.8%	3.253
P7326			33.4%	14.105	100.0%	76.2%	35.9%	2.5%	12.6	335	4,734,346	68.6%	3.475
P7381	4	30	34.7%	15.537	107.7%	76.2%	37.6%	2.5%	12.6	336	5,222,241	56.3%	3.293
P7326			35.8%	14.430	100.0%	76.4%	37.9%	2.3%	12.6	336	4,851,534	67.8%	3.703
P7647	4	29	33.3%	16.115	110.9%	76.5%	35.6%	2.5%	12.7	336	5,431,111	60.5%	3.470
P7326			36.1%	14.528	100.0%	76.4%	38.0%	2.3%	12.6	336	4,885,199	68.8%	3.796

C = Control Hybrid; * = Competitor Hybrid; (HP) = High Population

P7034

Relative Maturity: Very Early, FAO 180
Primary End Use: Forage, Grain and Biogas



P7034 is a very early maturity hybrid intended for favourable sites and warmer less favourable sites.

Pioneer classifies P7034 as an 'M³' hybrid (pronounced 'M Cube') because in Pioneer Research and UK & Ireland PACTS testing it has produced starch of a very high rumen degradability. The high rumen degradability of P7034 is associated with its dent like starch texture.

P7034 has been extensively tested in PACTS Trials on 35 favourable open locations and 38 less favourable open locations over the last four years. It has been tested under film over 33 locations. P7034 flowers early and has consistently produced silage with a high starch content.

The highly degradable starch type of P7034 can lead to significantly faster starch degradation in the rumen compared to more flint grain textured hybrids. This is especially the case soon after ensiling and before silage acids have had the effect of degrading the protective protein that surrounds the starch in more flint type hybrids.

Where possible crops of P7034 should be clamped last and fed first. This ensiling sequence may aid the feeding transition from

old to new crop maize silage, and it fully exploits the starch degradability characteristic of P7034.

P7034 can be partnered with Pioneer hybrids P68106, P7179, P7326, P72847 and P7381. These partner hybrids have lower levels of rumen degradable starch but provide other complementary features. Plan to harvest P7034 last, clamp it last and feed it first!

Performance highlights

- Highest rumen degradable starch content
- Very high rumen degradable starch yields
- Good whole plant digestibility test results
- Performed well on favourable and the warmest less favourable sites
- Highest starch yield in PACTS Samco System trials



Agronomic Characteristics		
	Grown In The Open	Samco System
Early Vigour	Good	Good
Lodging Resistance	Good	Good
Eyespot Resistance Score ¹	5.4	5.4
Stover Dry-Down Rate	Fast	Very Fast
Forage Seeding Rate ² (seeds/ha)	103,000 to 110,000	110,000

FAO (Food and Agriculture Organisation) maturity scale rating determined from PACTS results

¹ Score on a 1 - 9 scale where 9 = very resistant

² A suggested seeding rate which assumes plant establishment losses of less than 5%.

Always seek agronomic advice from a locally qualified adviser to determine whether individual fields are suitable for maize cultivation, and if so whether each field should be classed as favourable or less favourable.

P7034

versus other selected hybrids tested for rumen degradable starch



PACTS® Sites 2022-2025							
Hybrid	Dry Matter Content (%)	Starch Content (%)	Relative Dry Matter Yield Index (C = 100%)	Rumen Degradable Starch Analyses			
				Sites Tested	Years Tested	Pioneer Relative Rumen Degradable Starch Content (%)	Pioneer Relative Rumen Degradable Starch Yield; Tonnes Dry Matter / Hectare
P7034 (C)	36.5%	36.8%	100.0%	38	4	68.4%	3.651
P7326	37.9%	37.9%	100.9%	14	3	67.7%	3.751
P7364	34.3%	35.1%	106.4%	21	3	61.5%	3.336
kws pasco*	38.6%	38.2%	103.7%	12	2	61.2%	3.517
saxon*	36.6%	36.7%	105.7%	19	3	59.1%	3.326
P7655	34.1%	35.0%	113.1%	12	3	58.9%	3.382
P68106	40.5%	37.4%	97.6%	7	2	57.9%	3.063
prospect*	36.3%	37.8%	98.9%	17	3	57.8%	3.129
P7179	39.3%	38.8%	104.4%	29	4	57.6%	3.379
resolute*	35.7%	37.9%	111.0%	10	3	57.5%	3.508
P7381	35.7%	37.3%	107.6%	34	4	57.1%	3.326
P7647	34.4%	36.0%	110.7%	31	4	55.5%	3.199
P72847	37.5%	36.3%	106.7%	17	3	55.2%	3.096
DS1897B	29.2%	32.8%	114.7%	8	2	55.1%	3.003
P7948	33.6%	35.2%	112.9%	9	2	52.5%	3.028

C = Control Hybrid; * = Competitor Hybrid; (HP) = High Population



P7034

selected paired comparisons favourable sites



	No. Years Tested	No. Sites	Dry Matter (%)	Yield (Tonnes Dry Matter/ha)	Yield Index (%)	Wholeplant Organic Matter Digestibility (%)	Starch (%)	Sugar (%)	Megajoules Metabolisable Energy /Kg Dry Matter	Calculated Methane Production (litres/kg Dry Matter)	Calculated Methane Production (l/ha)	Pioneer Rumen Degradable Starch (%)	Pioneer Rumen Degradable Starch Yield (Tonnes Dry Matter/ha)
P7034 (C)	1	7	44.3%	14.841	100.4%	79.2%	39.6%	3.1%	13.1	344	5,107,163	68.6%	4.036
gema*			48.4%	14.785	100.0%	79.7%	43.2%	2.2%	13.2	347	5,135,368	55.0%	3.511
P7034 (C)	3	24	38.8%	15.444	94.5%	76.5%	37.9%	2.2%	12.7	334	5,155,131	67.7%	3.960
saxon*			38.6%	16.346	100.0%	77.1%	37.7%	2.0%	12.8	337	5,504,378	59.6%	3.673
P7034 (C)	1	7	43.6%	15.030	88.9%	79.0%	39.9%	3.1%	13.1	344	5,167,840	61.7%	3.694
conclusion*			42.7%	16.910	100.0%	79.8%	40.1%	2.6%	13.2	348	5,878,156	59.9%	4.065
P7034 (C)	2	16	39.6%	14.649	96.3%	77.3%	38.4%	2.5%	12.8	338	4,945,187	71.7%	4.028
kws pasco*			42.0%	15.213	100.0%	77.2%	39.7%	1.7%	12.8	339	5,164,468	64.1%	3.876
P7326	4	33	40.6%	15.005	101.3%	76.1%	38.6%	2.0%	12.6	334	5,022,733	70.6%	4.094
P7034 (C)			38.9%	14.811	100.0%	76.6%	37.8%	2.1%	12.7	335	4,958,528	71.1%	3.978
P7034 (C)	4	34	38.4%	15.003	94.5%	76.5%	37.7%	2.1%	12.7	334	5,012,718	68.1%	3.854
P7179			41.1%	15.877	100.0%	76.7%	39.2%	1.9%	12.7	337	5,345,017	57.5%	3.584
P68106	1	8	47.4%	14.363	95.3%	78.7%	40.9%	2.5%	13.0	344	4,940,637	62.5%	3.675
P7034 (C)			43.5%	15.077	100.0%	79.0%	39.7%	3.0%	13.1	344	5,182,012	68.6%	4.105
P7034 (C)	1	7	44.7%	14.569	97.7%	79.0%	40.1%	2.6%	13.1	344	5,000,317	68.6%	4.007
P68106 (HP)			47.9%	14.911	100.0%	78.4%	40.7%	2.0%	13.0	342	5,100,429	61.1%	3.706
P72847	3	22	38.8%	16.215	107.9%	76.8%	37.2%	2.2%	12.7	337	5,459,201	55.4%	3.342
P7034 (C)			37.8%	15.033	100.0%	76.7%	37.6%	2.3%	12.7	335	5,026,616	69.2%	3.906

C = Control Hybrid; * = Competitor Hybrid; (HP) = High Population



P72847 NEW FOR 2026

Relative Maturity: Extra Early, FAO 180
Primary End Use: Forage and Biogas

P72847 is an extra early maturity hybrid suitable for favourable sites and the warmest less favourable sites. P72847 has been tested on 22 favourable PACTS sites over three years and 16 less favourable sites over two years.

P72847 has given very high dry matter yields for this maturity with good starch content. On favourable sites P72847 has given a dry matter yield 8% above the Control hybrid with a very high dry matter content of 39.5%.

P72847 average starch yield on favourable sites equates to over 9.1 tonnes of dried grain per hectare.

Performance highlights

- High dry matter yields with a very high dry matter content
- Suited to favourable sites
- Suitable for the warmest less favourable sites
- Fast dry down at maturity



Agronomic Characteristics		
	Grown In The Open	Samco System
Early Vigour	Very Good	Very Good
Lodging Resistance	Moderate	Moderate
Eyespot Resistance Score ¹	7.0	7.0
Stover Dry-Down Rate	Very Fast	Very Fast
Forage Seeding Rate ² (seeds/ha)	103,000 to 110,000	110,000

FAO (Food and Agriculture Organisation) maturity scale rating determined from PACTS results

¹ Score on a 1 - 9 scale where 9 = very resistant

² A suggested seeding rate which assumes plant establishment losses of less than 5%.

Always seek agronomic advice from a locally qualified adviser to determine whether individual fields are suitable for maize cultivation, and if so whether each field should be classed as favourable or less favourable.

P72847

selected paired comparisons less favourable sites

	No. Years Tested	No. Sites	Dry Matter (%)	Yield (Tonnes Dry Matter/ha)	Yield Index (%)	Wholeplant Organic Matter Digestibility (%)	Starch (%)	Sugar (%)	Megajoules Metabolisable Energy /Kg Dry Matter	Calculated Methane Production (litres/kg Dry Matter)	Calculated Methane Production (l/ha)	Pioneer Rumen Degradable Starch (%)	Pioneer Rumen Degradable Starch Yield (Tonnes Dry Matter/ha)
P72847	1	7	43.8%	15.485	104.7%	79.1%	39.0%	2.7%	13.1	345	5,326,358	58.7%	3.548
gema*			48.4%	14.785	100.0%	79.7%	43.2%	2.2%	13.2	347	5,135,368	55.0%	3.511
P72847	3	20	39.7%	16.324	101.0%	77.0%	37.8%	1.9%	12.7	338	5,506,762	53.8%	3.315
saxon*			38.8%	16.167	100.0%	77.5%	37.8%	2.1%	12.8	338	5,464,802	60.9%	3.722
P72847	1	7	42.9%	15.417	91.2%	79.3%	39.5%	2.9%	13.1	345	5,317,287	50.7%	3.086
conclusion*			42.7%	16.910	100.0%	79.8%	40.1%	2.6%	13.2	348	5,878,156	59.9%	4.065
P72847	2	16	41.0%	15.714	103.3%	77.4%	38.2%	2.1%	12.8	339	5,321,484	57.0%	3.417
kws pasco*			42.0%	15.213	100.0%	77.2%	39.7%	1.7%	12.8	339	5,164,468	64.1%	3.876
P72847	3	22	38.8%	16.215	107.9%	76.8%	37.2%	2.2%	12.7	337	5,459,201	55.4%	3.342
P7034 (C)			37.8%	15.033	100.0%	76.7%	37.6%	2.3%	12.7	335	5,026,616	69.2%	3.906
P72847	3	20	39.3%	16.076	105.2%	76.8%	37.2%	2.2%	12.7	338	5,433,108	57.0%	3.407
P7326			40.7%	15.275	100.0%	76.4%	38.8%	2.2%	12.7	335	5,137,417	72.0%	4.261
P72847	3	22	38.8%	16.215	102.4%	76.8%	37.2%	2.2%	12.7	337	5,459,201	55.8%	3.364
P7179			40.5%	15.837	100.0%	77.0%	39.2%	2.0%	12.8	338	5,349,436	58.4%	3.628
P72847	1	8	43.2%	15.829	110.2%	79.1%	38.9%	2.7%	13.1	344	5,441,760	58.7%	3.618
P68106			47.4%	14.363	100.0%	78.7%	40.9%	2.5%	13.0	344	4,940,637	62.5%	3.675
P72847	1	7	44.2%	15.304	102.6%	79.3%	39.4%	2.5%	13.1	345	5,265,055	58.7%	3.538
P68106 (HP)			47.9%	14.911	100.0%	78.4%	40.7%	2.0%	13.0	342	5,100,429	61.1%	3.706

C = Control Hybrid; * = Competitor Hybrid; (HP) = High Population



P7381

Relative Maturity: Very Early, FAO 185
Primary End Use: Forage, Grain and Biogas

P7381 is a large stature hybrid that was first grown commercially in 2022. P7381 is very early in terms of its relative maturity and has given high dry matter yields in both favourable and less favourable sites. P7381 has been tested on 34 PACTS favourable open sites and 36 less favourable open sites over four years.

P7381 has given forage dry matter yields 8% over the Control hybrid in both favourable open PACTS trials and less favourable sites. On favourable and less favourable PACTS sites P7381 has given a high average starch content of 38.0% and 36.7% respectively.

P7381 is stiff strawed and proven popular when grown under film on exposed locations. Its earliness when grown under film is a beneficial feature on less favourable sites and favourable sites in cooler seasons.

P7381 combines a good rating for early vigour with a very good rating for lodging resistance, and a score of 6 for resistance to Eyespot (*Aureobasidium zeae*).

P7381 has proved to be a successful hybrid for grain production with a yield over 9.5 tonnes per hectare and an average harvested grain moisture of 30.0%.

Performance highlights

- Produced high forage dry matter yields for this maturity
- Given good starch yields for this maturity
- Performed well on favourable and warmer less favourable open sites
- Good early vigour and very good lodging resistance
- Demonstrated fast stover dry down at physiological maturity
- Very early maturity when grown under film
- Lodging resistance is beneficial on exposed locations grown under film
- Consistency across the very different growing years 2022 through to 2025



Agronomic Characteristics		
	Grown In The Open	Samco System
Early Vigour	Good	Good
Lodging Resistance	Very Good	Very Good
Eyespot Resistance Score ¹	6.0	6.0
Stover Dry-Down Rate	Very Fast	Very Fast
Forage Seeding Rate ² (seeds/ha)	103,000 - 110,000	110,000

FAO (Food and Agriculture Organisation) maturity scale rating determined from PACTS results

¹ Score on a 1 - 9 scale where 9 = very resistant

² A suggested seeding rate which assumes plant establishment losses of less than 5%.

Always seek agronomic advice from a locally qualified adviser to determine whether individual fields are suitable for maize cultivation, and if so whether each field should be classed as favourable or less favourable.

P7381

selected paired comparisons favourable sites

	No. Years Tested	No. Sites	Dry Matter (%)	Yield (Tonnes Dry Matter/ha)	Yield Index (%)	Wholeplant Organic Matter Digestibility (%)	Starch (%)	Sugar (%)	Megajoules Metabolisable Energy /Kg Dry Matter	Calculated Methane Production (litres/kg Dry Matter)	Calculated Methane Production (l/ha)	Pioneer Rumen Degradable Starch (%)	Pioneer Rumen Degradable Starch Yield (Tonnes Dry Matter/ha)
P7381	1	7	41.0%	14.711	99.5%	78.1%	38.9%	2.6%	12.9	341	5,015,003	61.5%	3.519
gema*			48.4%	14.785	100.0%	79.7%	43.2%	2.2%	13.2	347	5,135,368	55.0%	3.511
P7381	3	24	37.0%	16.348	100.0%	76.0%	37.9%	1.9%	12.6	333	5,437,220	53.8%	3.330
saxon*			38.6%	16.346	100.0%	77.1%	37.7%	2.0%	12.8	337	5,504,378	59.6%	3.673
P7381	1	7	40.5%	14.969	88.5%	78.2%	39.1%	2.6%	12.9	342	5,108,725	54.5%	3.188
conclusion*			42.7%	16.910	100.0%	79.8%	40.1%	2.6%	13.2	348	5,878,156	59.9%	4.065
P7381	2	16	38.1%	15.368	101.0%	77.0%	39.3%	2.1%	12.7	338	5,186,339	58.2%	3.513
kws pasco*			42.0%	15.213	100.0%	77.2%	39.7%	1.7%	12.8	339	5,164,468	64.1%	3.876
P7381	1	8	40.5%	15.086	105.0%	78.2%	39.1%	2.5%	12.9	341	5,146,972	61.5%	3.625
P68106			47.4%	14.363	100.0%	78.7%	40.9%	2.5%	13.0	344	4,940,637	62.5%	3.675
P7381	1	7	42.5%	14.864	99.7%	78.6%	40.2%	2.1%	13.0	343	5,094,503	61.5%	3.678
P68106 (HP)			47.9%	14.911	100.0%	78.4%	40.7%	2.0%	13.0	342	5,100,429	61.1%	3.706
P7381	4	33	36.5%	16.249	101.5%	76.3%	38.2%	1.9%	12.6	335	5,427,456	56.2%	3.487
P7179			40.7%	16.017	100.0%	76.8%	39.5%	1.9%	12.7	337	5,396,035	57.0%	3.602
P7326	4	32	40.3%	15.154	94.6%	76.2%	39.0%	2.0%	12.6	335	5,077,235	70.6%	4.170
P7381			37.2%	16.023	100.0%	76.3%	38.2%	1.9%	12.6	335	5,358,879	57.8%	3.533
P72847	3	22	38.8%	16.215	102.1%	76.8%	37.2%	2.2%	12.7	337	5,459,201	55.4%	3.342
P7381			36.3%	15.881	100.0%	76.1%	37.7%	2.0%	12.6	334	5,289,049	55.9%	3.343
P7381	4	34	36.8%	16.139	107.5%	76.3%	38.2%	1.9%	12.6	335	5,389,814	55.8%	3.439
P7034 (C)			38.3%	15.011	100.0%	76.6%	38.0%	2.1%	12.7	335	5,019,156	68.3%	3.897
P7381	4	34	36.8%	16.139	97.1%	76.3%	38.2%	1.9%	12.6	335	5,389,814	54.8%	3.377
P7647			36.0%	16.618	100.0%	76.9%	37.4%	2.1%	12.7	337	5,594,765	53.9%	3.345

P7381

selected paired comparisons less favourable sites

	No. Years Tested	No. Sites	Dry Matter (%)	Yield (Tonnes Dry Matter/ha)	Yield Index (%)	Wholeplant Organic Matter Digestibility (%)	Starch (%)	Sugar (%)	Megajoules Metabolisable Energy /Kg Dry Matter	Calculated Methane Production (litres/kg Dry Matter)	Calculated Methane Production (l/ha)	Pioneer Rumen Degradable Starch (%)	Pioneer Rumen Degradable Starch Yield (Tonnes Dry Matter/ha)
P7381	1	6	36.6%	15.354	102.5%	79.0%	39.0%	3.6%	13.1	345	5,303,920	53.6%	3.208
gema*			42.0%	14.973	100.0%	78.9%	41.5%	1.9%	13.1	344	5,161,702	51.4%	3.196
P7381	3	18	33.2%	15.053	102.8%	75.5%	36.1%	2.9%	12.5	333	5,027,908	58.0%	3.148
saxon*			34.7%	14.637	100.0%	76.5%	35.2%	2.8%	13.1	336	4,927,887	60.7%	3.122
P7381	2	11	31.2%	14.268	101.3%	75.5%	36.5%	2.7%	12.5	333	4,770,432	58.5%	3.046
kws pasco*			33.4%	14.086	100.0%	76.0%	36.6%	1.9%	12.6	336	4,748,432	61.5%	3.169
P68106	2	11	38.8%	13.697	92.3%	76.3%	37.8%	2.1%	12.6	335	4,603,775	55.4%	2.867
P7381			34.3%	14.836	100.0%	77.4%	36.7%	3.0%	12.8	339	5,044,337	57.5%	3.131
P7381	1	3	37.8%	15.450	99.5%	79.5%	41.0%	3.2%	13.2	348	5,376,650		
P68106 (HP)			43.2%	15.521	100.0%	80.6%	49.2%	1.6%	13.3	351	5,449,165		
P7381	4	30	34.7%	15.537	107.7%	76.2%	37.6%	2.5%	12.6	336	5,222,241	56.3%	3.293
P7326			35.8%	14.430	100.0%	76.4%	37.9%	2.3%	12.6	336	4,851,534	67.8%	3.703
P7381	4	31	34.6%	15.312	105.0%	76.1%	37.2%	2.5%	12.6	335	5,133,766	58.7%	3.346
P7179			37.8%	14.587	100.0%	76.5%	38.5%	1.9%	12.7	337	4,921,761	55.1%	3.096
P7381	4	36	34.3%	15.349	107.7%	75.8%	36.9%	2.4%	12.5	334	5,132,756	58.8%	3.333
P7034 (C)			34.6%	14.248	100.0%	76.1%	36.1%	2.6%	12.6	334	4,758,386	68.2%	3.513
P7381	4	35	34.4%	15.336	96.5%	75.7%	36.9%	2.4%	12.5	334	5,123,828	58.8%	3.324
P7647			32.8%	15.899	100.0%	76.3%	35.3%	2.5%	12.6	336	5,347,796	57.0%	3.198

C = Control Hybrid; * = Competitor Hybrid; (HP) = High Population

P7647

Relative Maturity: Early, FAO 190
Primary End Use: Forage, Biogas and Grain

P7647 is a tall, impressive stature hybrid that has demonstrated a very high silage dry matter yield potential in PACTS Trials with a good starch content.

On favourable sites it has given a dry matter yield 10% higher than the Control hybrid with a 2.3% lower dry matter content. It has maintained a high starch content of 36.9% at this very high dry matter yield level.

On less favourable sites P7647 has also given a dry matter yield 11% above the Control hybrid with a dry matter content of 32.8%, which was 1.9% less than the very early maturity Control hybrid, P7034.

Overall P7647 has been tested in the open in PACTS trials on 35 favourable locations and on 35 less favourable locations, both over four years. P7647 has been tested on ten locations under film over three years, and 14 locations over four years in PACTS grain trials.

In PACTS grain trials over 8 sites and three years of testing P7647 has shown promise for grain production. It has given an average grain yield 8% higher than the grain Control hybrid, P7326, with a grain moisture content 2.7% less.

Performance highlights

- Given very high forage dry matter yields on open favourable sites
- Large stature appearance
- Given high starch yields on open favourable sites
- Shown suitability to warmer less favourable open sites
- Shown suitability to favourable and selected less favourable sites when grown under film
- Produced a good combination of earliness and high dry matter yield when grown under film



Agronomic Characteristics

	Grown In The Open	Samco System
Early Vigour	Good	Good
Lodging Resistance ¹	Good	Good
Eyespot Resistance Score ¹	4.8	4.8
Stover Dry-Down Rate	Moderate	Moderate
Forage Seeding Rate ² (seeds/ha)	98,000 to 103,000	98,000 to 103,000

FAO (Food and Agriculture Organisation) maturity scale rating determined from PACTS results

¹ Score on a 1 - 9 scale where 9 = very resistant

² A suggested seeding rate which assumes plant establishment losses of less than 5%.

Always seek agronomic advice from a locally qualified adviser to determine whether individual fields are suitable for maize cultivation, and if so whether each field should be classed as favourable or less favourable.

P7647

selected paired comparisons favourable sites

	No. Years Tested	No. Sites	Dry Matter (%)	Yield (Tonnes Dry Matter/ha)	Yield Index (%)	Wholeplant Organic Matter Digestibility (%)	Starch (%)	Sugar (%)	Megajoules Metabolisable Energy /Kg Dry Matter	Calculated Methane Production (litres/kg Dry Matter)	Calculated Methane Production (l/ha)	Pioneer Rumen Degradable Starch (%)	Pioneer Rumen Degradable Starch Yield (Tonnes Dry Matter/ha)
P7647	3	24	36.3%	16.886	103.3%	76.8%	37.0%	2.2%	12.7	337	5,676,270	54.4%	3.402
saxon*			38.6%	16.346	100.0%	77.1%	37.7%	2.0%	12.8	337	5,504,378	59.6%	3.673
P7647	1	7	40.9%	15.861	93.8%	78.5%	37.0%	2.8%	13.0	343	5,439,320	53.0%	3.105
conclusion*			42.7%	16.910	100.0%	79.8%	40.1%	2.6%	13.2	348	5,878,156	63.3%	4.297
P7647	2	16	37.7%	16.104	105.9%	77.7%	37.7%	2.4%	12.9	340	5,480,703	56.5%	3.432
kws pasco*			42.0%	15.213	100.0%	77.2%	39.7%	1.7%	12.8	339	5,164,468	63.5%	3.840
P7647	4	35	36.2%	16.417	110.3%	76.8%	36.9%	2.1%	12.7	337	5,523,287	54.4%	3.298
P7034 (C)			38.5%	14.884	100.0%	76.6%	37.8%	2.1%	12.7	334	4,974,263	67.4%	3.792
P7364	4	34	36.5%	16.183	98.6%	76.1%	35.8%	2.2%	12.6	334	5,406,879	61.6%	3.565
P7647			36.1%	16.421	100.0%	76.7%	36.8%	2.1%	12.7	336	5,517,196	55.8%	3.369
P72847	3	22	38.8%	16.215	98.4%	76.8%	37.2%	2.2%	12.7	337	5,459,201	54.0%	3.256
P7647			35.8%	16.476	100.0%	77.3%	36.9%	2.3%	12.8	338	5,562,154	55.2%	3.354
P7381	4	34	36.8%	16.139	97.1%	76.3%	38.2%	1.9%	12.6	335	5,389,814	54.8%	3.377
P7647			36.0%	16.618	100.0%	76.9%	37.4%	2.1%	12.7	337	5,594,765	53.9%	3.345
P7647	4	34	36.6%	16.426	97.6%	76.9%	37.3%	2.0%	12.7	337	5,531,474	54.2%	3.317
P7948			35.8%	16.831	100.0%	75.9%	36.4%	2.3%	12.6	333	5,590,509	52.3%	3.201
P8200	4	19	33.8%	16.267	100.2%	76.4%	35.2%	2.2%	12.7	335	5,439,246		
P7647			37.2%	16.240	100.0%	77.5%	37.4%	2.1%	12.8	339	5,511,047		

P7647

selected paired comparisons less favourable sites

	No. Years Tested	No. Sites	Dry Matter (%)	Yield (Tonnes Dry Matter/ha)	Yield Index (%)	Wholeplant Organic Matter Digestibility (%)	Starch (%)	Sugar (%)	Megajoules Metabolisable Energy /Kg Dry Matter	Calculated Methane Production (litres/kg Dry Matter)	Calculated Methane Production (l/ha)	Pioneer Rumen Degradable Starch (%)	Pioneer Rumen Degradable Starch Yield (Tonnes Dry Matter/ha)
P7647	3	17	31.9%	15.501	104.7%	75.8%	33.6%	3.0%	12.5	334	5,192,383	58.9%	3.062
saxon*			34.9%	14.810	100.0%	76.5%	35.3%	2.8%	13.1	336	4,986,737	60.7%	3.171
P7647	2	11	29.9%	14.832	105.3%	75.7%	33.2%	2.9%	12.5	334	4,968,933	63.1%	3.111
kws pasco*			33.4%	14.086	100.0%	76.0%	36.6%	1.9%	12.6	336	4,748,432	61.5%	3.169
P7647	1	3	35.9%	16.459	106.0%	78.7%	39.7%	1.9%	13.0	344	5,668,075		
P68106 (HP)			43.2%	15.521	100.0%	80.6%	49.2%	1.6%	13.3	351	5,449,165		
P7179	4	30	37.8%	14.648	91.8%	76.5%	38.5%	1.9%	12.7	337	4,942,068	55.8%	3.152
P7647			33.2%	15.957	100.0%	76.4%	35.3%	2.7%	12.7	336	5,375,258	57.8%	3.254
P72847	2	15	32.8%	14.853	96.8%	76.1%	34.9%	2.2%	12.6	335	4,990,663	55.6%	2.882
P7647			29.7%	15.344	100.0%	76.1%	33.1%	3.0%	12.6	335	5,148,076	58.7%	2.984
P7647	4	35	32.8%	15.899	111.0%	76.3%	35.3%	2.5%	12.6	336	5,347,796	55.9%	3.133
P7034 (C)			34.7%	14.320	100.0%	76.1%	36.2%	2.6%	12.6	334	4,781,851	68.3%	3.537

C = Control Hybrid; * = Competitor Hybrid; (HP) = High Population

P7364

Relative Maturity: Early, FAO 200

Primary End Use: Forage and Biogas

P7364 is a tall, early maturity, hybrid with good early vigour and very good lodging resistance. It has been extensively tested on 34 favourable open locations and 24 open less favourable locations over four years. P7364 has been tested on 16 locations under film over five years. P7364 has flint textured grain and has given high yields of good quality silage.

P7364 is suited to sowing on favourable sites in the open. P7364 can be considered for favourable sites and the warmest less favourable sites under film.

P7364 has good resistance to eyespot with a score of 7.0 and has shown good general resilience to late season leaf and stalk infections.

Performance highlights

- Produced high dry matter yields for this maturity
- Good early vigour and very good lodging resistance
- Eyespot resistance score of 7



Agronomic Characteristics

	Grown In The Open	Samco System
Early Vigour	Moderate	Good
Lodging Resistance	Good	Good
Eyespot Resistance Score ¹	7.0	7.0
Stover Dry-Down Rate	Fast	Fast
Forage Seeding Rate ² (seeds/ha)	93,000 - 103,000	98,000 - 103,000

FAO (Food and Agriculture Organisation) maturity scale rating determined from PACTS results

¹ Score on a 1 - 9 scale where 9 = very resistant

² A suggested seeding rate which assumes plant establishment losses of less than 5%.

Always seek agronomic advice from a locally qualified adviser to determine whether individual fields are suitable for maize cultivation, and if so whether each field should be classed as favourable or less favourable.

P7364

selected paired comparisons favourable sites

	No. Years Tested	No. Sites	Dry Matter (%)	Yield (Tonnes Dry Matter/ha)	Yield Index (%)	Wholeplant Organic Matter Digestibility (%)	Starch (%)	Sugar (%)	Megajoules Metabolisable Energy /Kg Dry Matter	Calculated Methane Production (litres/kg Dry Matter)	Calculated Methane Production (l/ha)	Pioneer Rumen Degradable Starch (%)	Pioneer Rumen Degradable Starch Yield (Tonnes Dry Matter/ha)
P7364	3	23	36.4%	16.751	102.2%	76.0%	35.6%	2.3%	12.6	334	5,584,969	60.9%	3.635
saxon*			38.5%	16.386	100.0%	77.0%	37.8%	2.0%	12.7	337	5,511,419	62.4%	3.864
P7364	1	7	43.0%	17.312	102.4%	78.8%	38.3%	2.8%	13.0	344	5,938,640		
conclusion*			42.7%	16.910	100.0%	79.8%	40.1%	2.6%	13.2	348	5,878,156		
P7364	2	17	36.5%	15.529	103.4%	76.6%	35.6%	2.6%	12.7	336	5,230,612	62.7%	3.468
kws pasco*			40.1%	15.017	100.0%	76.8%	39.1%	1.8%	12.7	338	5,079,706	63.0%	3.697
P7364	4	34	36.5%	16.183	108.8%	76.1%	35.8%	2.2%	12.6	334	5,406,879	61.6%	3.565
P7034 (C)			38.3%	14.868	100.0%	76.5%	37.8%	2.1%	12.7	334	4,965,235	69.7%	3.912
P7364	4	32	36.9%	16.135	107.5%	76.1%	35.8%	2.2%	12.6	334	5,398,678	60.9%	3.518
P7326			40.5%	15.016	100.0%	76.0%	38.6%	2.0%	12.6	334	5,022,531	70.7%	4.100
P7364	4	33	36.4%	16.311	102.7%	76.1%	35.7%	2.3%	12.6	334	5,448,978	61.6%	3.584
P7179			41.0%	15.876	100.0%	76.6%	39.3%	1.9%	12.7	337	5,342,668	57.5%	3.587
P7364	4	33	36.2%	16.392	101.5%	76.2%	36.1%	2.2%	12.6	335	5,481,803	60.0%	3.552
P7381			36.7%	16.147	100.0%	76.2%	38.2%	2.0%	12.6	334	5,389,060	56.9%	3.504
P7364	4	34	36.5%	16.183	98.6%	76.1%	35.8%	2.2%	12.6	334	5,406,879	61.6%	3.565
P7647			36.1%	16.421	100.0%	76.7%	36.8%	2.1%	12.7	336	5,517,196	55.8%	3.369
P7364	4	33	37.0%	16.299	96.6%	76.1%	36.2%	2.1%	12.6	334	5,447,644	61.1%	3.606
P7948			35.8%	16.868	100.0%	75.8%	36.3%	2.3%	12.5	332	5,597,747	51.2%	3.133

C = Control Hybrid; * = Competitor Hybrid; (HP) = High Population



P7948

Relative Maturity: Intermediate, FAO 220
Primary End Use: Forage, Grain and Biogas

P7948 has given very high dry matter yields of forage with a good starch content on favourable open PACTS sites. Between 2022 and 2025 it was tested on 34 favourable open forage locations. The dry matter yield of P7948 measured over this period was 13% higher than the Control hybrid with a dry matter content 4.8% below the Control. P7948 is a large stature hybrid and has very good resistance to lodging.

P7948 is only suitable for sowing on sites classified as favourable*. P7948 is not suitable for sowing on any less favourable or marginal sites. P7948 should not be sown late.

P7948 combines very good standing power with very good resistance to Eyespot (*Aureobasidium zeae*).

P7948 predicted forage gas output from favourable PACTS sites results over four years was calculated at the high level of 5,577,775 litres per hectare.

Performance highlights

- Has given very high forage dry matter yields on favourable PACTS sites
- Large stature hybrid
- Very good standing ability
- Good resistance to Eyespot (*Aureobasidium zeae*)



Agronomic Characteristics

	Grown In The Open	Grown under Film
Early Vigour	Very Good	Very Good
Lodging Resistance	Very Good	Very Good
Eyespot Resistance Score ¹	7.8	7.8
Stover Dry-Down Rate	Moderate	Moderate
Forage Seeding Rate ² (seeds/ha)	98,000 to 103,000	98,000 to 103,000

FAO (Food and Agriculture Organisation) maturity scale rating determined from PACTS results

¹ Score on a 1 - 9 scale where 9 = very resistant

² A suggested seeding rate which assumes plant establishment losses of less than 5%.

Always seek agronomic advice from a locally qualified adviser to determine whether individual fields are suitable for maize cultivation, and if so whether each field should be classed as favourable or less favourable.

P7948

selected paired comparisons favourable sites

	No. Years Tested	No. Sites	Dry Matter (%)	Yield (Tonnes Dry Matter/ha)	Yield Index (%)	Wholeplant Organic Matter Digestibility (%)	Starch (%)	Sugar (%)	Megajoules Metabolisable Energy /Kg Dry Matter	Calculated Methane Production (litres/kg Dry Matter)	Calculated Methane Production (l/ha)	Pioneer Rumen Degradable Starch (%)	Pioneer Rumen Degradable Starch Yield (Tonnes Dry Matter/ha)
P7948	3	24	34.8%	17.103	104.6%	75.3%	35.3%	2.5%	12.5	331	5,644,830	52.2%	3.156
saxon*			38.6%	16.346	100.0%	77.1%	37.7%	2.0%	12.8	337	5,504,378	60.0%	3.702
P7948	1	7	41.1%	16.605	98.2%	78.0%	37.4%	3.3%	12.9	341	5,663,002		
conclusion*			42.7%	16.910	100.0%	79.8%	40.1%	2.6%	13.2	348	5,878,156		
P72847	3	21	39.6%	16.254	97.7%	76.9%	37.7%	1.9%	12.7	338	5,482,500	54.7%	3.353
P7948			34.7%	16.636	100.0%	76.1%	35.9%	2.4%	12.6	333	5,533,794	51.8%	3.094
P7381	4	33	37.3%	16.159	95.2%	76.4%	38.5%	1.9%	12.7	335	5,403,459	53.3%	3.314
P7948			35.5%	16.976	100.0%	76.0%	36.7%	2.3%	12.6	333	5,644,618	52.3%	3.255
P7647	4	34	36.6%	16.426	97.6%	76.9%	37.3%	2.0%	12.7	337	5,531,474	54.2%	3.317
P7948			35.8%	16.831	100.0%	75.9%	36.4%	2.3%	12.6	333	5,590,509	52.3%	3.201
P7364	4	33	37.0%	16.299	96.6%	76.1%	36.2%	2.1%	12.6	334	5,447,644	61.1%	3.606
P7948			35.8%	16.868	100.0%	75.8%	36.3%	2.3%	12.5	332	5,597,747	51.2%	3.133
P7655	3	21	35.9%	16.996	101.7%	76.3%	35.6%	2.1%	12.6	336	5,710,324	57.7%	3.493
P7948			34.6%	16.713	100.0%	75.8%	35.7%	2.4%	12.5	332	5,546,297	52.7%	3.144
P8200	4	18	34.3%	16.380	110.8%	76.4%	35.2%	2.2%	12.7	335	5,492,820		
P7948			41.3%	14.790	100.0%	77.0%	40.0%	2.1%	12.8	337	5,019,172		
DS1897B	3	25	31.5%	17.547	101.9%	75.2%	33.6%	2.4%	12.4	332	5,826,269	48.5%	2.864
P7948			34.9%	17.218	100.0%	75.2%	35.3%	2.5%	12.4	330	5,680,490	52.1%	3.165

C = Control Hybrid; * = Competitor Hybrid; (HP) = High Population



P7655

Relative Maturity: Intermediate, FAO 220
Primary End Use: Forage and Biogas

P7655 was launched in 2024. It is a large stature flint dent grain textured hybrid that has given very high dry matter and starch yields on favourable open PACTS sites over 21 locations and three years of testing. P7655 is not suitable for sowing on less favourable sites.

P7655 has given forage dry matter yields on favourable open sites 13% higher than the Control hybrid with a starch content of 35.9%. It tested 2.6% lower dry matter content than the Control hybrid.

Performance highlights

- Given high forage dry matter and starch yields on favourable sites
- A 13% dry matter yield advantage over the Control hybrid
- Suitable only for favourable sites
- Large stature hybrid
- Shown good lodging resistance



Agronomic Characteristics	
	Grown In The Open
Early Vigour	Moderate
Lodging Resistance	Good
Eyespot Resistance Score ¹	5.5
Stover Dry-Down Rate	Moderate
Forage Seeding Rate ² (seeds/ha)	93,000 to 103,000

FAO (Food and Agriculture Organisation) maturity scale rating determined from PACTS results

¹ Score on a 1 - 9 scale where 9 = very resistant

² A suggested seeding rate which assumes plant establishment losses of less than 5%.

Always seek agronomic advice from a locally qualified adviser to determine whether individual fields are suitable for maize cultivation, and if so whether each field should be classed as favourable or less favourable.

P7655

selected paired comparisons favourable sites

	No. Years Tested	No. Sites	Dry Matter (%)	Yield (Tonnes Dry Matter/ha)	Yield Index (%)	Wholeplant Organic Matter Digestibility (%)	Starch (%)	Sugar (%)	Megajoules Metabolisable Energy /Kg Dry Matter	Calculated Methane Production (litres/kg Dry Matter)	Calculated Methane Production (l/ha)	Pioneer Rumen Degradable Starch (%)	Pioneer Rumen Degradable Starch Yield (Tonnes Dry Matter/ha)
P7655	3	20	36.1%	17.080	105.9%	76.3%	35.8%	2.2%	12.6	336	5,738,854	58.3%	3.565
saxon*			38.7%	16.129	100.0%	77.1%	37.7%	2.1%	12.8	337	5,436,149	60.3%	3.669
P7655	1	7	40.3%	16.537	97.8%	78.4%	36.5%	2.7%	13.0	343	5,671,231	59.1%	3.570
conclusion*			42.7%	16.910	100.0%	79.8%	40.1%	2.6%	13.2	348	5,878,156	59.9%	4.065
P7381	3	21	36.8%	16.010	94.2%	76.0%	37.8%	2.0%	12.6	333	5,323,854	55.0%	3.327
P7655			35.9%	16.996	100.0%	76.3%	35.6%	2.1%	12.6	336	5,710,324	58.5%	3.541
P7647	3	21	36.1%	16.538	97.3%	76.8%	36.7%	2.2%	12.7	336	5,558,187	54.0%	3.284
P7655			35.9%	16.996	100.0%	76.3%	35.6%	2.1%	12.6	336	5,710,324	58.2%	3.526
P7364	3	21	36.3%	16.460	96.9%	76.2%	35.4%	2.3%	12.6	334	5,494,324	61.1%	3.564
P7655			35.9%	16.996	100.0%	76.3%	35.6%	2.1%	12.6	336	5,710,324	59.1%	3.576
P7655	3	21	35.9%	16.996	101.7%	76.3%	35.6%	2.1%	12.6	336	5,710,324	57.7%	3.493
P7948			34.6%	16.713	100.0%	75.8%	35.7%	2.4%	12.5	332	5,546,297	52.7%	3.144
P8200	3	15	34.0%	15.655	97.3%	76.4%	35.2%	2.5%	12.6	335	5,240,348		
P7655			36.4%	16.092	100.0%	76.6%	35.2%	2.3%	12.7	337	5,422,926		
DS1897B	3	21	30.6%	17.055	100.3%	75.5%	33.7%	2.5%	12.5	332	5,670,456	53.1%	3.049
P7655			35.9%	16.996	100.0%	76.3%	35.6%	2.1%	12.6	336	5,710,324	57.0%	3.448

C = Control Hybrid; * = Competitor Hybrid; (HP) = High Population



P7655

P8200

Relative Maturity: Intermediate, FAO 230
Primary End Use: Forage

P8200 is a tall, large stature, intermediate relative maturity hybrid that has been tested on 19 favourable PACTS open locations over four years, and on 57 locations grown under film. It is suitable for sowing in the open and under film. P8200 has consistently given very high fresh weight yield across different seasons.

P8200 suits cultivation in the open on favourable sites and under film on a range of sites from favourable to the warmest less favourable sites. P8200 suits growers looking for a high level of both fresh and dry matter yield.

P8200 has produced forage with a good starch content. P8200 notably dries down promptly once it reaches physiological maturity and this trait has proved to be very valuable in cooler, wetter seasons.

Performance highlights

- Tall
- Large stature hybrid
- High forage fresh and dry matter yields
- Good starch content
- Fast dry down at maturity



Agronomic Characteristics		
	Grown In The Open	Samco System
Early Vigour	Very Good	Very Good
Lodging Resistance	Good	Good
Eyespot Resistance Score ¹	8.2	8.2
Stover Dry-Down Rate	Moderate	Fast
Forage Seeding Rate ² (seeds/ha)	98,000	98,000 to 103,000
Film Penetration Ability ³	Not Applicable	Good

FAO (Food and Agriculture Organisation) maturity scale rating determined from PACTS results

¹ Score on a 1 – 9 scale where 9 = very resistant

² A suggested seeding rate which assumes plant establishment losses of less than 5%

³ Film penetration varies with conditions and film. Trials conducted with Samco and Maizetech films

Always seek agronomic advice from a locally qualified adviser to determine whether individual fields are suitable for maize cultivation, and if so whether each field should be classed as favourable or less favourable.

P8200 selected paired comparisons favourable sites

	No. Years Tested	No. Sites	Dry Matter (%)	Yield (Tonnes Dry Matter/ha)	Yield Index (%)	Wholeplant Organic Matter Digestibility (%)	Starch (%)	Sugar (%)	Megajoules Metabolisable Energy /Kg Dry Matter	Calculated Methane Production (litres/kg Dry Matter)	Calculated Methane Production (l/ha)
P8200	3	15	34.0%	15.980	103.0%	76.3%	35.1%	2.5%	12.6	334	5,341,624
saxon*			39.2%	15.517	100.0%	77.4%	37.7%	2.3%	12.8	339	5,256,721
P8200	1	7	38.7%	16.502	97.6%	78.3%	36.6%	3.2%	13.0	341	5,626,352
conclusion*			42.7%	16.910	100.0%	79.8%	40.1%	2.6%	13.2	348	5,878,156
P72847	3	16	40.5%	15.620	98.3%	77.3%	38.1%	2.1%	12.8	339	5,281,754
P8200			33.7%	15.887	100.0%	76.3%	35.0%	2.4%	12.6	334	5,310,634
P7381	4	19	37.7%	15.577	95.8%	76.9%	39.0%	2.0%	12.7	337	5,247,113
P8200			33.8%	16.267	100.0%	76.4%	35.2%	2.2%	12.7	335	5,439,246
P7647	4	19	37.2%	16.240	99.8%	77.5%	37.4%	2.1%	12.8	339	5,511,047
P8200			33.8%	16.267	100.0%	76.4%	35.2%	2.2%	12.7	335	5,439,246
P7364	4	19	37.1%	16.285	100.1%	76.8%	36.4%	2.2%	12.7	337	5,489,267
P8200			33.8%	16.267	100.0%	76.4%	35.2%	2.2%	12.7	335	5,439,246
P7655	3	15	36.4%	16.092	102.8%	76.6%	35.2%	2.3%	12.7	337	5,422,926
P8200			34.0%	15.655	100.0%	76.4%	35.2%	2.5%	12.6	335	5,240,348
P7948	4	19	35.4%	16.501	101.4%	76.3%	36.4%	2.4%	12.6	335	5,524,401
P8200			33.8%	16.267	100.0%	76.4%	35.2%	2.2%	12.7	335	5,439,246
DS1897B	3	16	31.2%	16.752	105.4%	75.9%	33.1%	2.7%	12.6	333	5,585,774
P8200			33.7%	15.887	100.0%	76.3%	35.0%	2.4%	12.6	334	5,310,634

P8200 selected paired comparisons Samco System sites

	No. Years Tested	No. Sites	Dry Matter (%)	Yield (Tonnes Dry Matter/ha)	Yield Index (%)	Wholeplant Organic Matter Digestibility (%)	Starch (%)	Sugar (%)	Megajoules Metabolisable Energy /Kg Dry Matter	Calculated Methane Production (litres/kg Dry Matter)	Calculated Methane Production (l/ha)
P7326	12	43	38.0%	14.652	88.2%	71.8%	35.7%	3.1%	11.9	322	4,723,062
P8200 (C)			30.8%	16.620	100.0%	70.0%	31.6%	3.2%	11.6	314	5,233,367
P7034	9	33	37.1%	14.957	92.8%	72.3%	35.9%	2.6%	12.0	323	4,828,693
P8200 (C)			31.0%	16.121	100.0%	71.0%	32.3%	3.0%	11.8	318	5,146,303
P7381	4	8	38.0%	15.468	95.4%	74.1%	37.0%	1.3%	12.3	330	5,124,043
P8200 (C)			31.9%	16.217	100.0%	74.2%	34.3%	1.5%	12.3	328	5,321,819
P7364	5	16	36.4%	15.996	95.0%	73.8%	35.3%	1.6%	12.2	329	5,262,038
P8200 (C)			32.2%	16.834	100.0%	73.8%	33.4%	1.7%	12.2	327	5,506,790
P7647	3	10	37.6%	16.468	99.7%	75.0%	36.3%	1.8%	12.4	333	5,507,986
P8200 (C)			31.5%	16.518	100.0%	73.8%	32.9%	1.7%	12.2	327	5,400,667
P8115	2	3	36.0%	17.864	109.8%	74.0%	29.6%	1.9%	12.2	330	5,923,855
P8200 (C)			32.3%	16.267	100.0%	73.2%	30.1%	1.9%	12.1	326	5,309,732
P8153	4	5	38.2%	19.646	108.8%	76.3%	38.0%	1.4%	12.6	338	6,651,377
P8200 (C)			35.2%	18.055	100.0%	73.8%	34.2%	1.6%	12.2	328	5,927,455
DS1897B	2	2	29.4%	16.558	105.7%	73.6%	28.8%	1.6%	12.2	325	5,391,274
P8200 (C)			29.0%	15.664	100.0%	73.1%	28.4%	1.7%	12.1	322	5,048,941

C = Control Hybrid; * = Competitor Hybrid; (HP) = High Population

P8153

Late Maturity, FAO 230
Primary End Use: Forage

P8153 is a tall, large stature, late maturity hybrid and was grown commercially in Ireland for the first time in 2024. P8153 is a late maturity hybrid and is only suitable for sowing on the most favourable sites in Ireland. It is not suitable for late planting.



given very high dry matter yields with a very good starch content. P8153 is an M³ hybrid and provides high levels of rumen degradable starch at harvest. It has demonstrated very good relative lodging resistance.

Performance highlights

- A late maturity hybrid
- An M³ hybrid
- Produced very high forage dry matter yields
- Shown very good lodging resistance
- Tall, large stature hybrid

P8153 has been tested in PACTS trials under film in Ireland on five locations over four years. It has

Agronomic Characteristics		
	Grown In The Open	Samco System
Early Vigour	Good	Good
Lodging Resistance	Very Good	Very Good
Eyespot Resistance Score ¹	To be confirmed	To be confirmed
Stover Dry-Down Rate	Moderate	Moderate
Forage Seeding Rate ² (seeds/ha)	98,000	98,000 to 103,000
Film Penetration Ability ³	Not Applicable	Good

FAO (Food and Agriculture Organisation) maturity scale rating determined from PACTS results

¹ Score on a 1 - 9 scale where 9 = very resistant

² A suggested seeding rate which assumes plant establishment losses of less than 5%

³ Film penetration varies with conditions and film. Trials conducted with Samco and Maizetech films

Always seek agronomic advice from a locally qualified adviser to determine whether individual fields are suitable for maize cultivation, and if so whether each field should be classed as favourable or less favourable.

P8153 selected paired comparisons Samco System sites

	No. Years Tested	No. Sites	Dry Matter (%)	Yield (Tonnes Dry Matter/ha)	Yield Index (%)	Wholeplant Organic Matter Digestibility (%)	Starch (%)	Sugar (%)	Megajoules Metabolisable Energy /Kg Dry Matter	Calculated Methane Production (litres/kg Dry Matter)	Calculated Methane Production (l/ha)	Pioneer Rumen Degradable Starch (%)	Pioneer Rumen Degradable Starch Yield (Tonnes Dry Matter/ha)
P7326	4	4	42.5%	17.493	87.1%	74.7%	37.3%	1.4%	12.4	333	5,835,850		
P8153			37.0%	20.076	100.0%	76.4%	36.6%	1.5%	12.6	339	6,807,999		
P7034	4	5	43.5%	15.507	78.9%	75.1%	37.2%	1.9%	12.4	332	5,161,056	65.8%	3.797
P8153			38.2%	19.646	100.0%	76.3%	38.0%	1.4%	12.6	338	6,651,377	73.9%	5.524
P7381	4	4	42.6%	17.754	88.0%	73.7%	37.0%	1.3%	12.2	330	5,877,384		
P8153			38.6%	20.177	100.0%	75.8%	38.3%	1.3%	12.5	337	6,811,840		
P7364	4	5	42.7%	16.691	85.0%	73.6%	34.7%	1.3%	12.2	328	5,501,424		
P8153			38.2%	19.646	100.0%	76.3%	38.0%	1.4%	12.6	338	6,651,377		
P8200 (C)	4	5	35.2%	18.055	91.9%	73.8%	34.2%	1.6%	12.2	328	5,927,455		
P8153			38.2%	19.646	100.0%	76.3%	38.0%	1.4%	12.6	338	6,651,377		
P8115	2	3	36.0%	17.864	92.2%	74.0%	29.6%	1.9%	12.2	330	5,923,855	65.8%	3.477
P8153			37.4%	19.374	100.0%	76.7%	36.0%	1.6%	12.7	339	6,593,689	73.9%	5.151

C = Control Hybrid; * = Competitor Hybrid; (HP) = High Population



P8153

DS1897B

Relative Maturity: Late, FAO 250

Primary End Use: Forage and Biogas

DS1897B is a very tall, late maturing, flint grain textured hybrid. It is only suitable for the sheltered favourable sites* with a lighter soil type. It has produced very high average silage dry matter yields in PACTS over 25 trials and three years. It is not suitable for any type of less favourable site, or late sowing.

DS1897B has an impressive large plant stature. It is a possible choice for growers with appropriately good sites who are looking to produce high fresh weight and dry matter yields with a moderate starch content.

Performance highlights

- Very large stature hybrid
- Has produced very high dry matter yields in PACTS
- Moderate starch content silage
- Shown good early vigour
- Moderate lodging resistance
- Only suitable for the better, more sheltered, favourable sites



Agronomic Characteristics		
	Grown In The Open	Samco System
Early Vigour	Good	Good
Lodging Resistance	Moderate	Moderate
Eyespot Resistance Score ¹	To be confirmed	To be confirmed
Stover Dry-Down Rate	Slow	Slow
Forage Seeding Rate ² (seeds/ha)	90,000 to 95,000	90,000 to 95,000

¹ Score on a 1 - 9 scale where 9 = very resistant

² Assumes plant establishment losses of less than 5%

Always seek agronomic advice from a locally qualified adviser to determine whether individual fields are suitable for maize cultivation, and if so whether each field should be classed as favourable or less favourable.

DS1897B

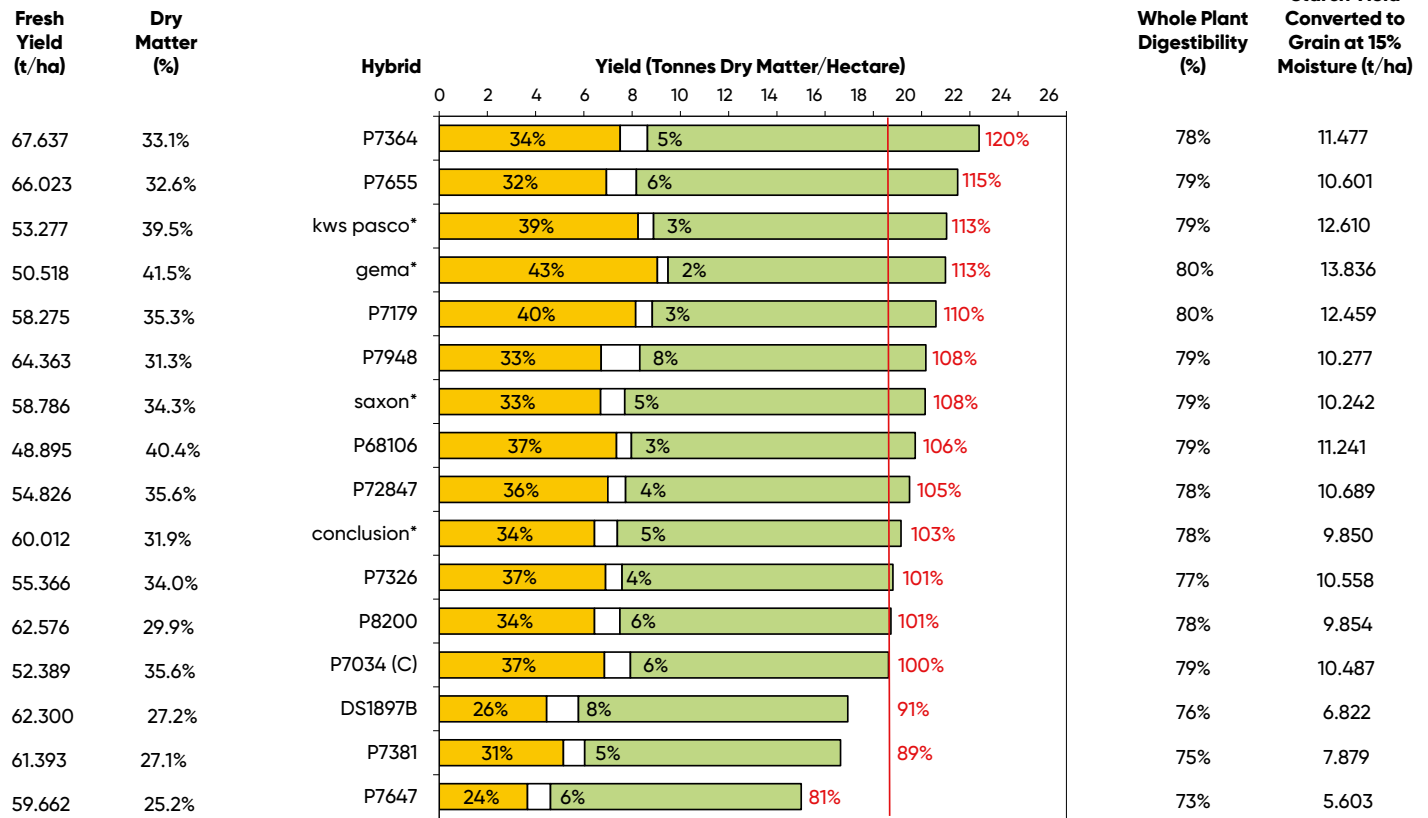
selected paired comparisons favourable sites

	No. Years Tested	No. Sites	Dry Matter (%)	Yield (Tonnes Dry Matter/ha)	Yield Index (%)	Wholeplant Organic Matter Digestibility (%)	Starch (%)	Sugar (%)	Megajoules Metabolisable Energy /Kg Dry Matter	Calculated Methane Production (litres/kg Dry Matter)	Calculated Methane Production (l/ha)	Pioneer Rumen Degradable Starch (%)	Pioneer Rumen Degradable Starch Yield (Tonnes Dry Matter/ha)
DS1897B	3	23	30.9%	17.623	107.5%	75.3%	33.5%	2.4%	12.5	331	5,837,165	52.9%	3.127
saxon*			38.5%	16.386	100.0%	77.0%	37.8%	2.0%	12.7	337	5,511,419	58.0%	3.589
DS1897B	1	7	34.6%	17.402	102.9%	77.6%	34.4%	3.7%	12.8	339	5,911,116		
conclusion*			42.7%	16.910	100.0%	79.8%	40.1%	2.6%	13.2	348	5,878,156		
DS1897B	3	25	31.5%	17.547	101.9%	75.2%	33.6%	2.4%	12.4	332	5,826,269	48.5%	2.864
P7948			34.9%	17.218	100.0%	75.2%	35.3%	2.5%	12.4	330	5,680,490	52.1%	3.165
P72847	3	20	39.4%	16.131	94.0%	76.9%	37.9%	1.9%	12.7	338	5,440,971	54.6%	3.333
DS1897B			30.7%	17.166	100.0%	75.7%	33.3%	2.5%	12.5	332	5,712,564	48.9%	2.792
P7381	3	25	37.0%	16.339	93.1%	75.9%	37.9%	2.1%	12.6	333	5,434,812	52.2%	3.230
DS1897B			31.1%	17.544	100.0%	75.2%	33.6%	2.4%	12.4	331	5,807,451	52.4%	3.092
P7647	3	25	36.3%	16.908	96.4%	76.6%	36.9%	2.2%	12.7	336	5,676,166	54.0%	3.366
DS1897B			31.1%	17.544	100.0%	75.2%	33.6%	2.4%	12.4	331	5,807,451	52.4%	3.092
P7364	3	25	36.7%	16.812	95.8%	75.9%	35.6%	2.3%	12.6	334	5,605,745	62.9%	3.768
DS1897B			31.1%	17.544	100.0%	75.2%	33.6%	2.4%	12.4	331	5,807,451	48.5%	2.864
P7655	3	21	35.9%	16.996	99.7%	76.3%	35.6%	2.1%	12.6	336	5,710,324	57.0%	3.448
DS1897B			30.6%	17.055	100.0%	75.5%	33.7%	2.5%	12.5	332	5,670,456	53.1%	3.049
P7948	3	25	34.9%	17.218	98.1%	75.2%	35.3%	2.5%	12.4	330	5,680,490	52.1%	3.165
DS1897B			31.1%	17.544	100.0%	75.2%	33.6%	2.4%	12.4	331	5,807,451	50.1%	2.957
P8200	3	16	33.7%	15.887	94.8%	76.3%	35.0%	2.4%	12.6	334	5,310,634	0.0%	
DS1897B			31.2%	16.752	100.0%	75.9%	33.1%	2.7%	12.6	333	5,585,774	0.0%	

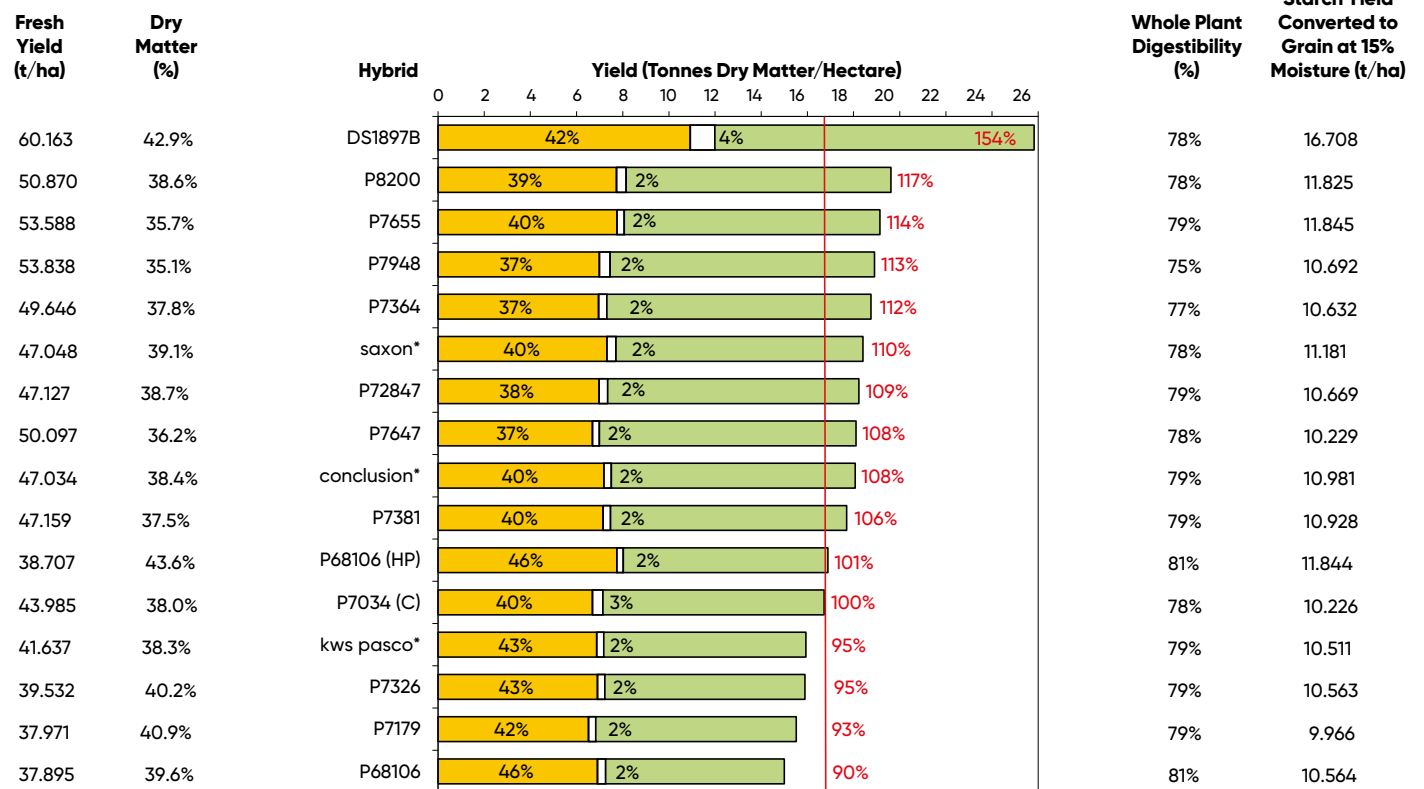
C = Control Hybrid; * = Competitor Hybrid; (HP) = High Population



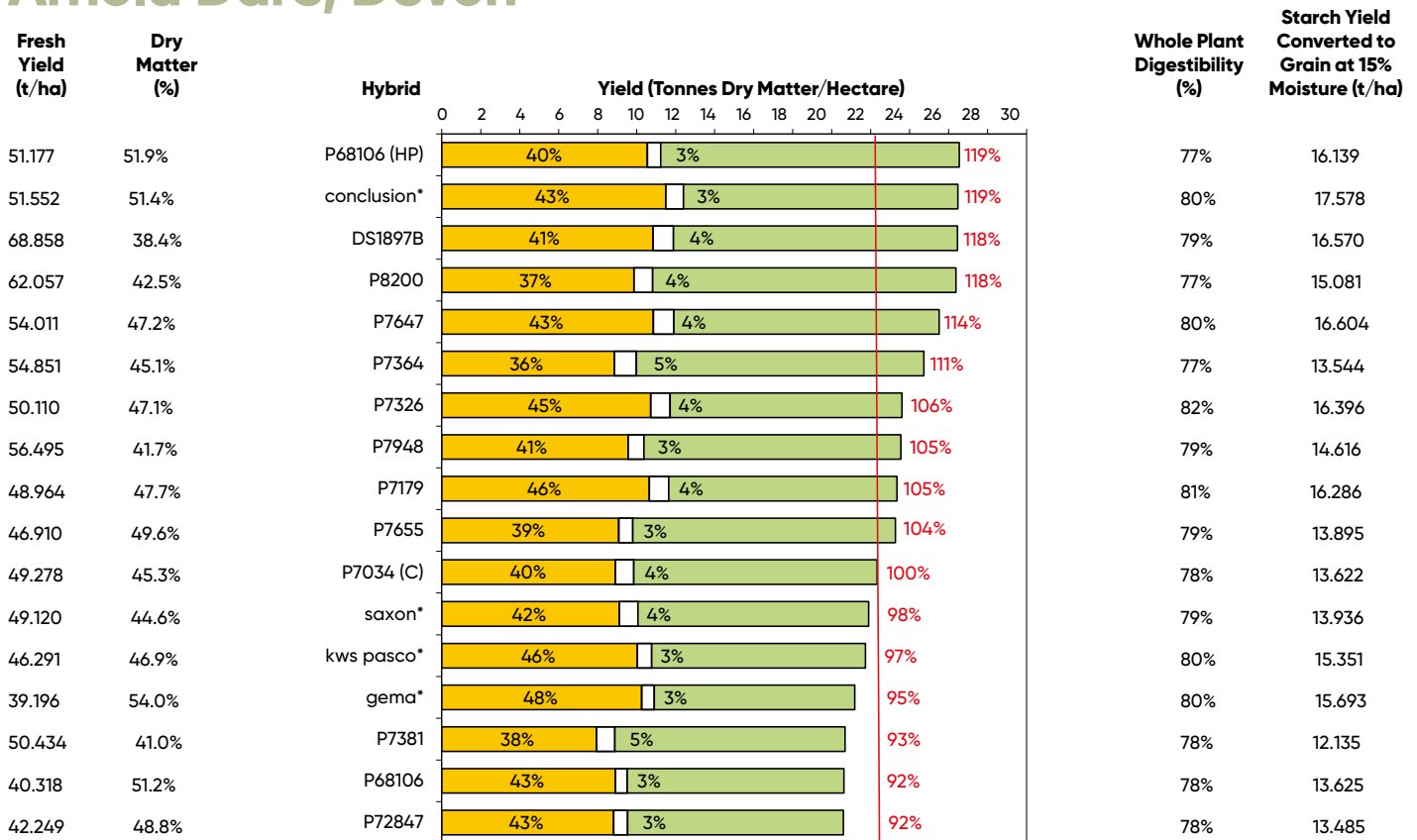
Irwin Morrow, Cornwall



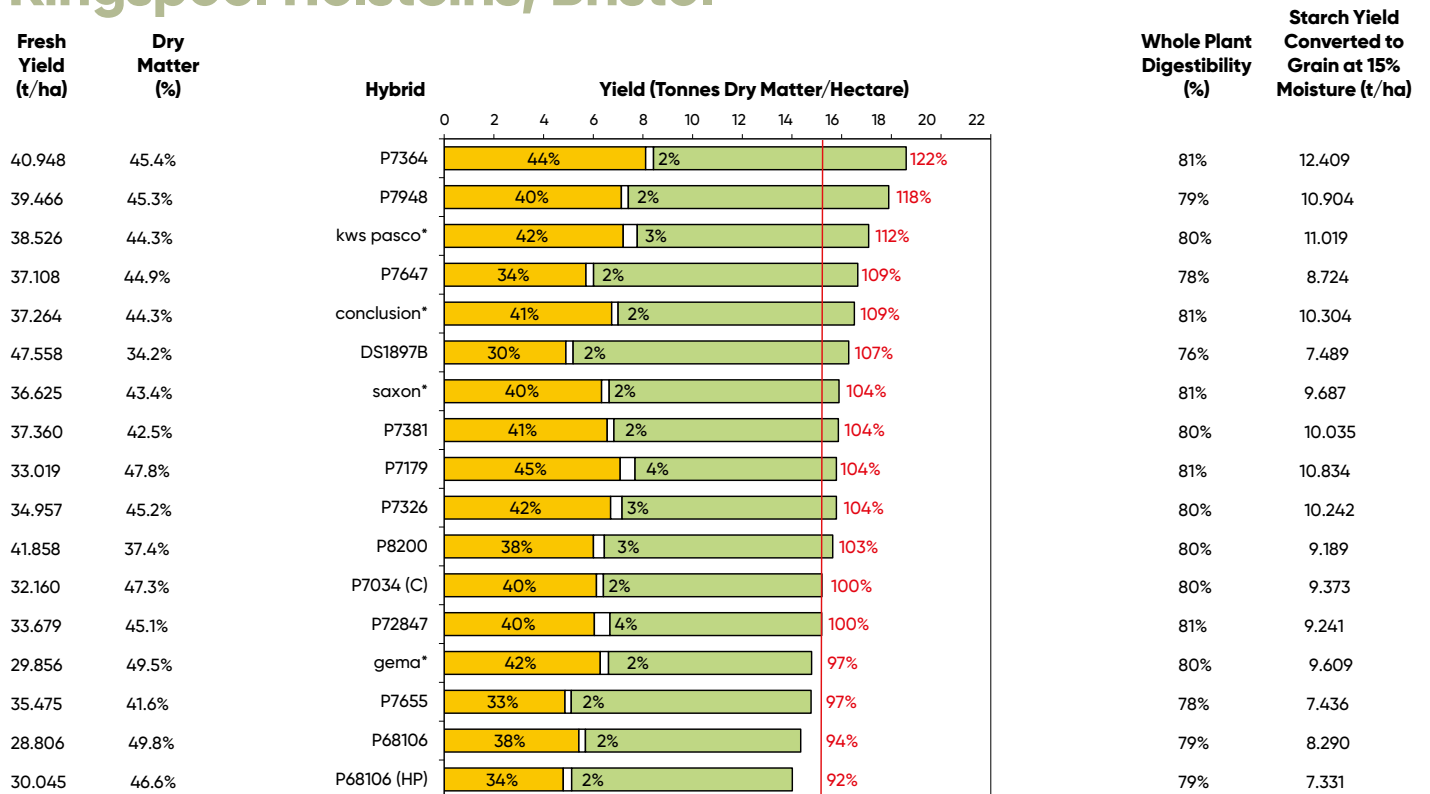
Jamie Montgomery, Somerset



Arnold Dare, Devon



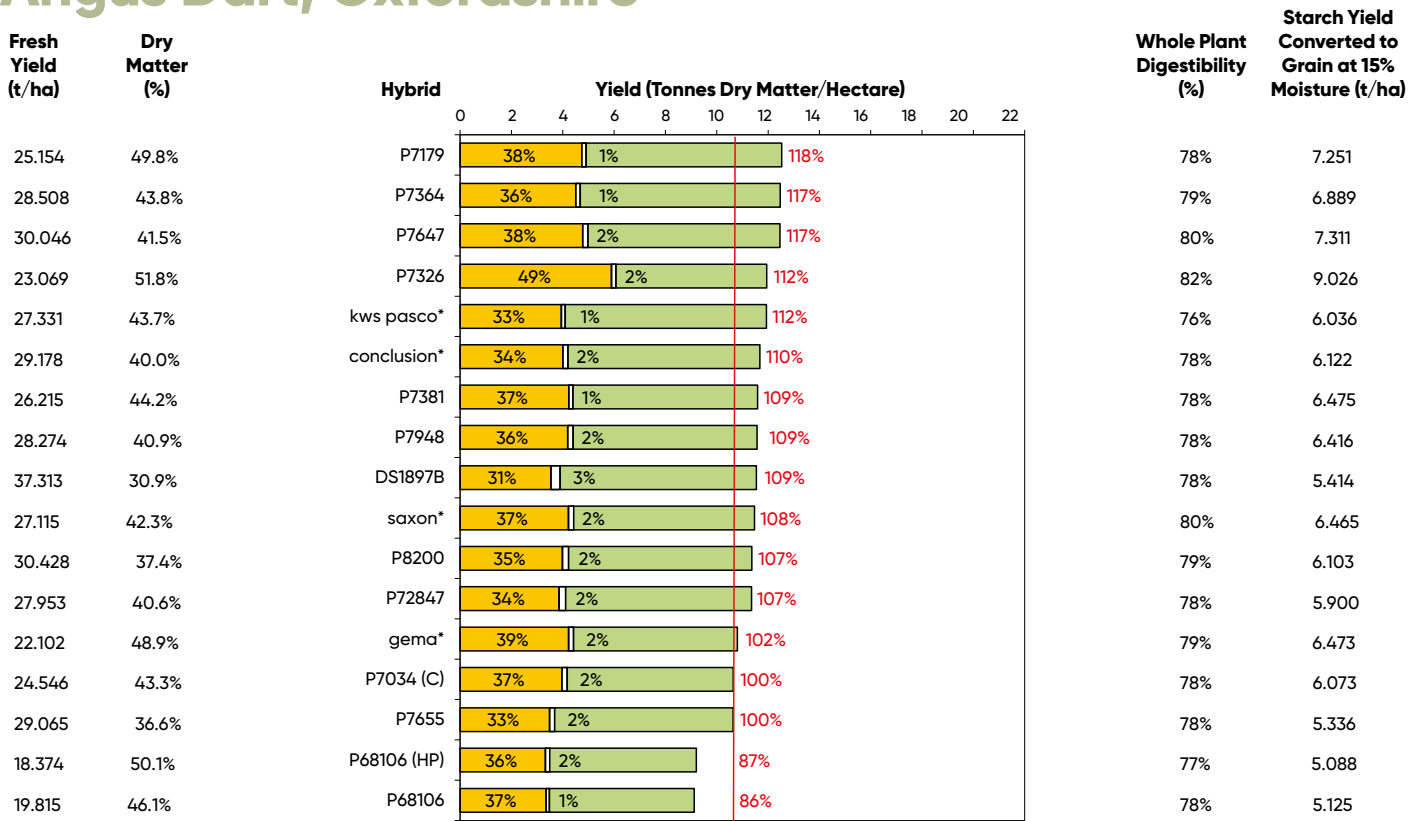
Kingspool Holsteins, Bristol



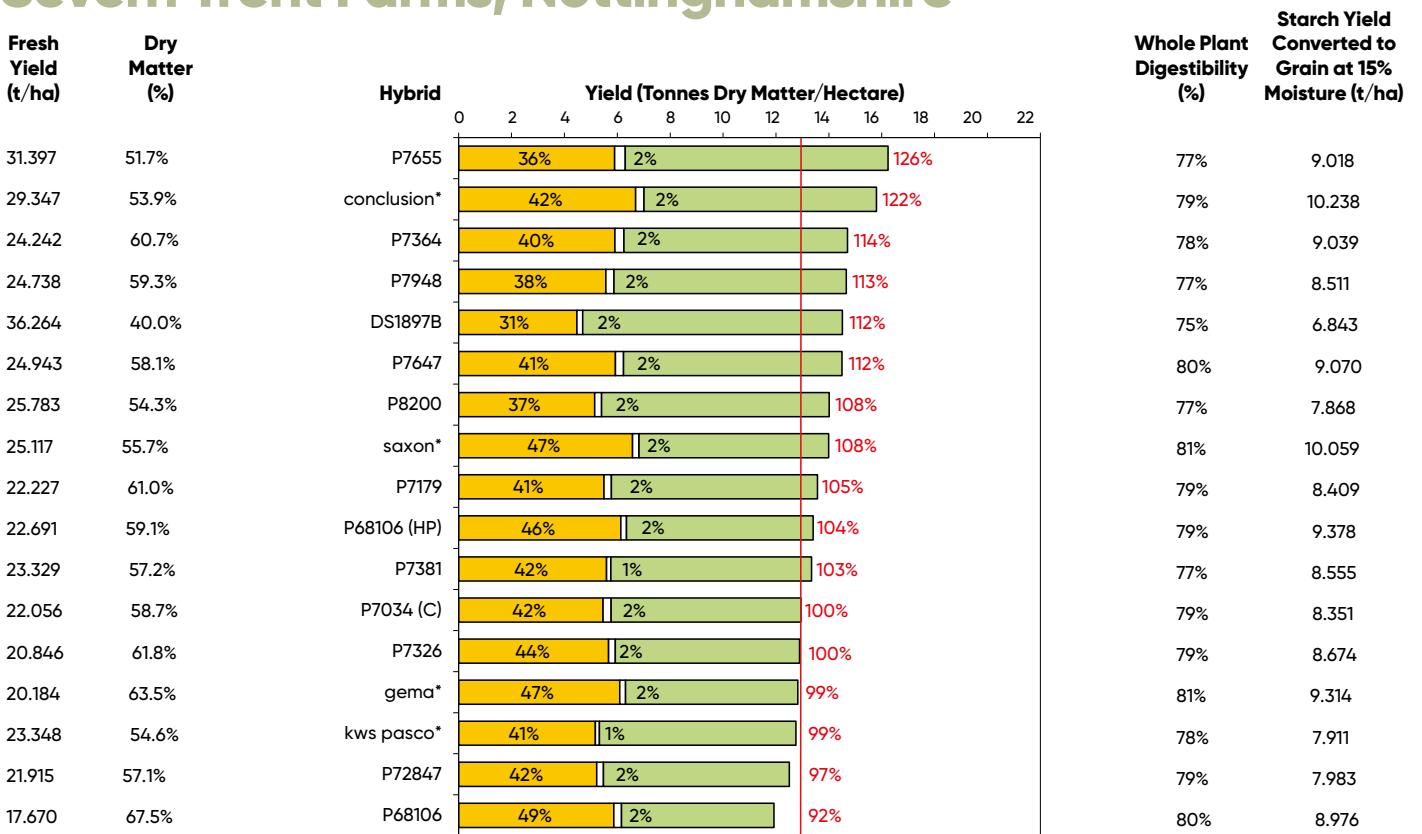
■ Starch Yield & %
 Sugar Yield & %
 ■ Stover Yield
 ■ Relative Dry Matter Yield index (C=100%)

C = Control Hybrid; * = Competitor Hybrid; ** = Hybrid trade name following official registration

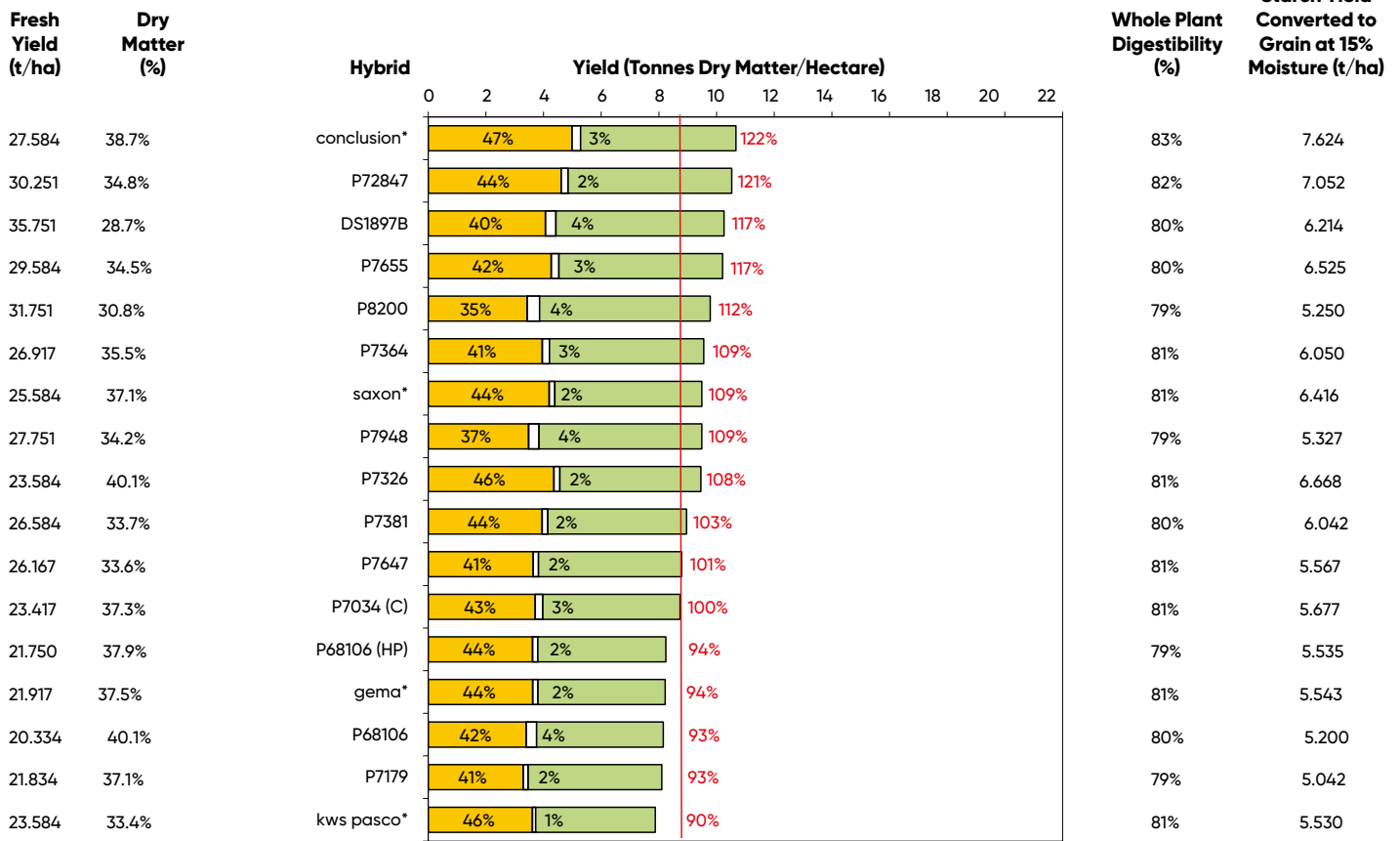
Angus Dart, Oxfordshire



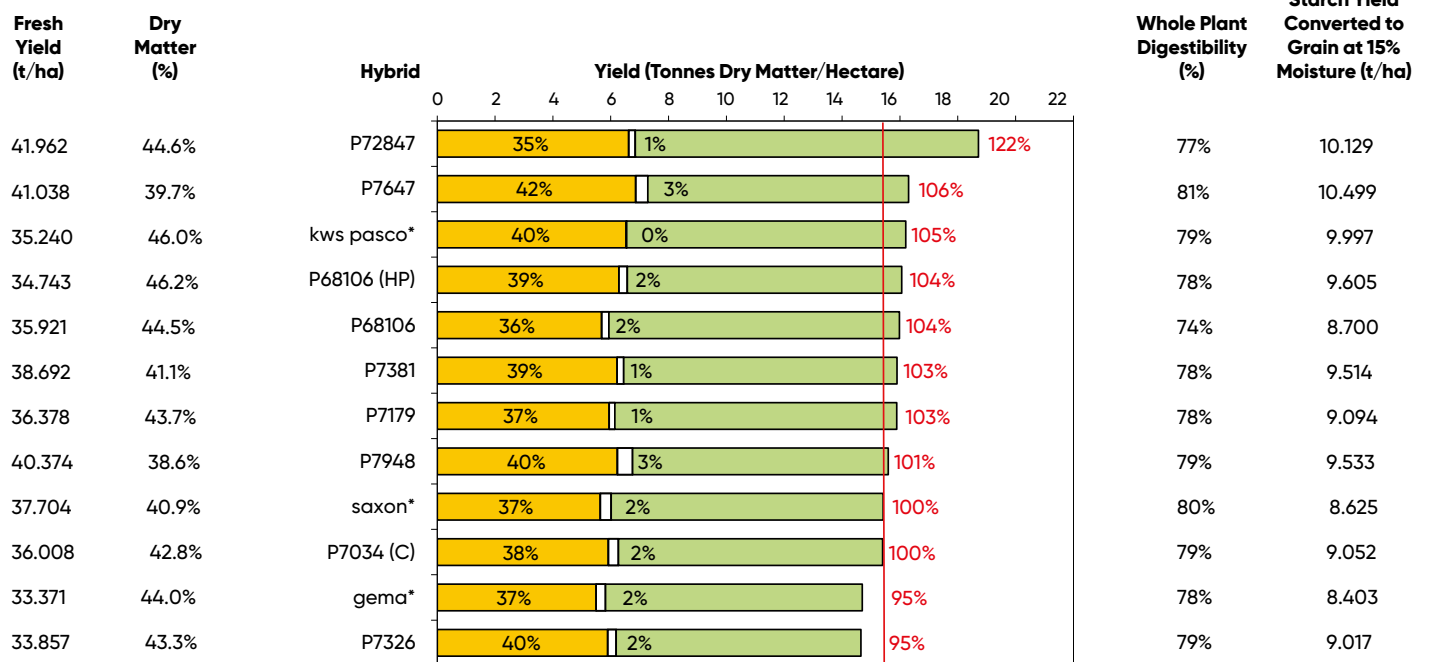
Severn Trent Farms, Nottinghamshire



Joanna Binnington, West Sussex



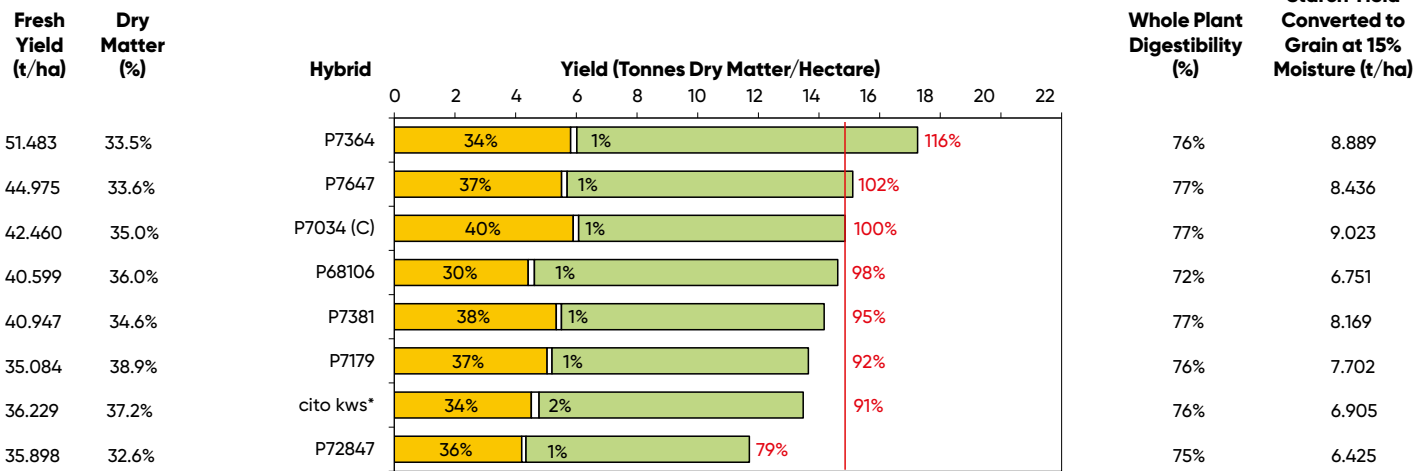
Tim Russon, Lincolnshire



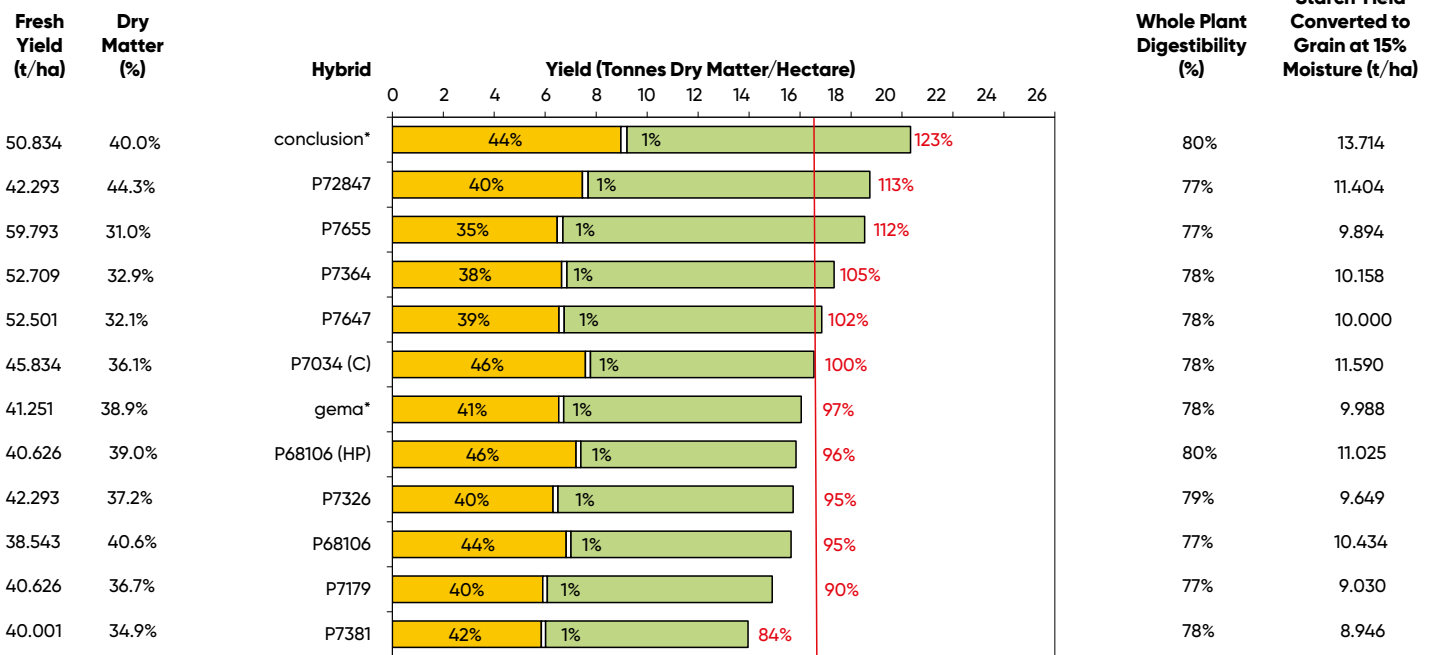
■ Starch Yield & %
 Sugar Yield & %
 ■ Stover Yield
 ■ Relative Dry Matter Yield index (C=100%)

C = Control Hybrid; * = Competitor Hybrid; ** = Hybrid trade name following official registration


John Philbin, Cheshire



Neil Rowe, Cornwall



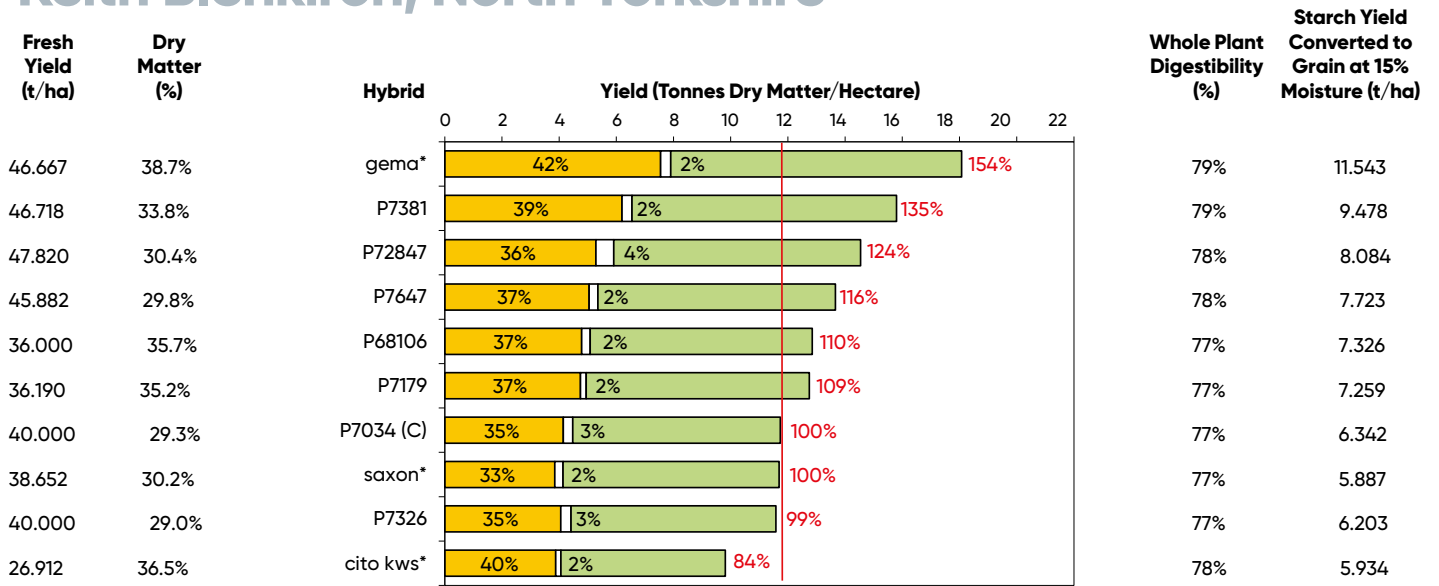
E.J. & E.K. Bostock & Sons, Staffordshire



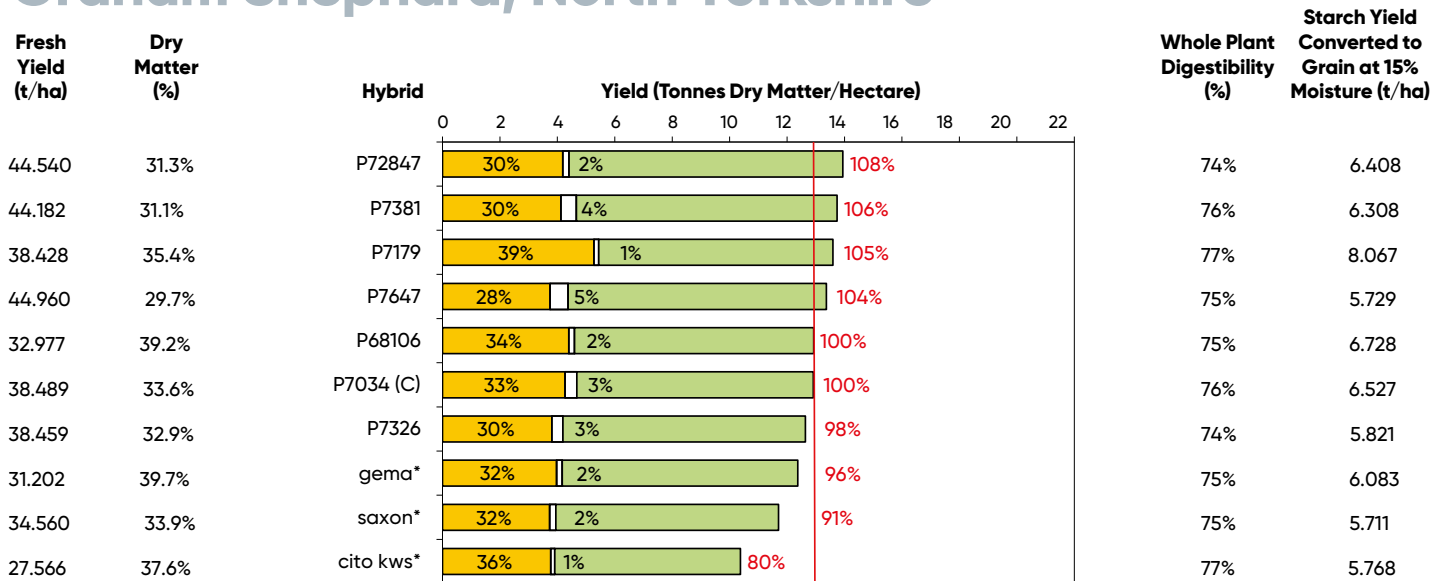
■ Starch Yield & %
 Sugar Yield & %
 ■ Stover Yield
 ■ Relative Dry Matter Yield index (C=100%)

C = Control Hybrid; * = Competitor Hybrid; ** = Hybrid trade name following official registration

Keith Blenkiron, North Yorkshire



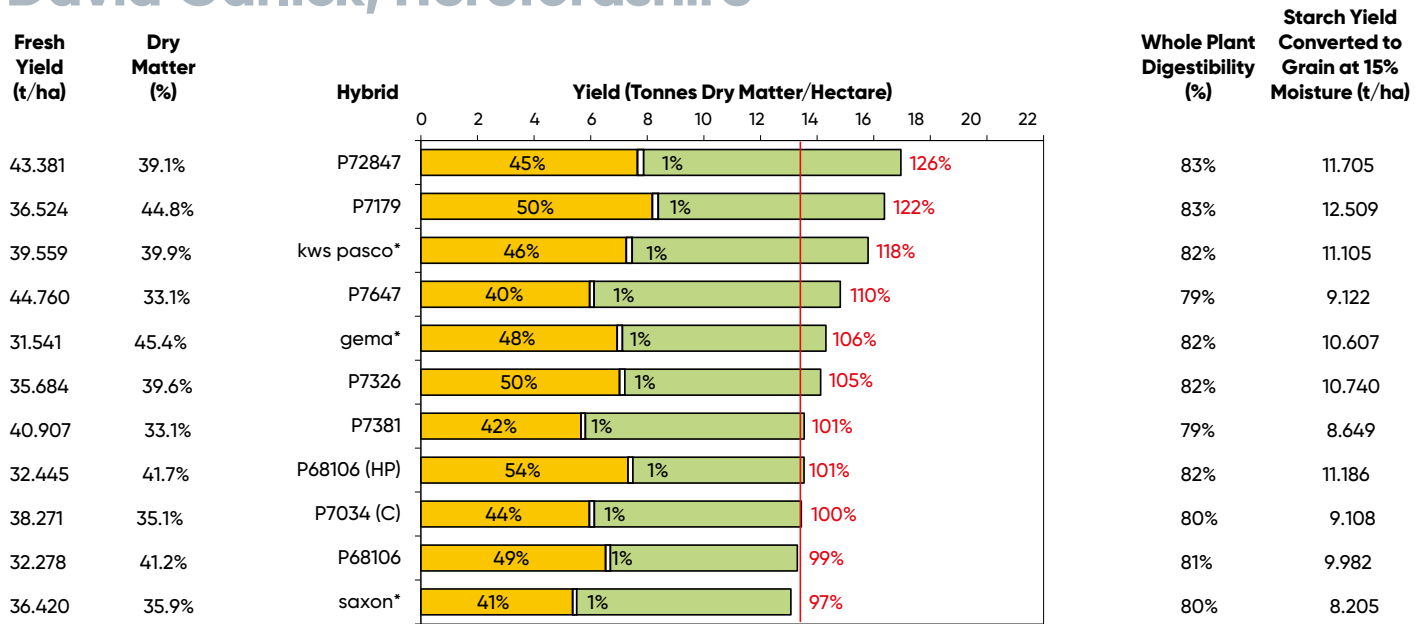
Graham Shephard, North Yorkshire



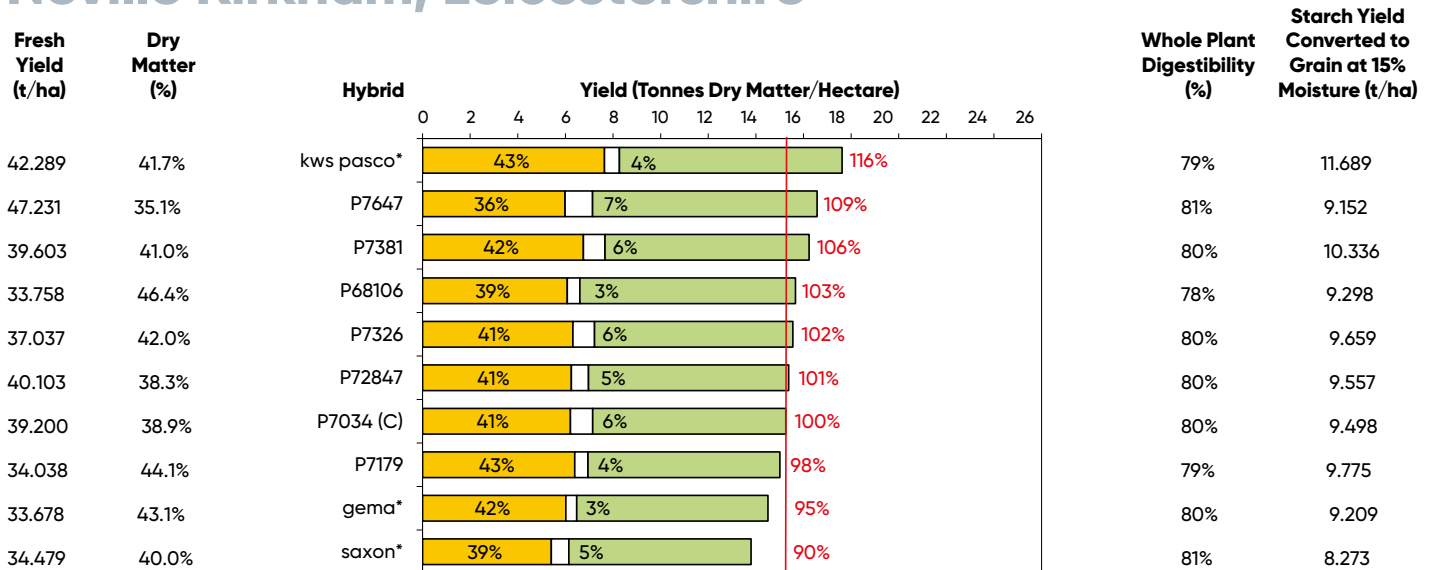
■ Starch Yield & %
 □ Sugar Yield & %
 ■ Stover Yield
 ■ Relative Dry Matter Yield index (C=100%)

C = Control Hybrid; * = Competitor Hybrid; ** = Hybrid trade name following official registration

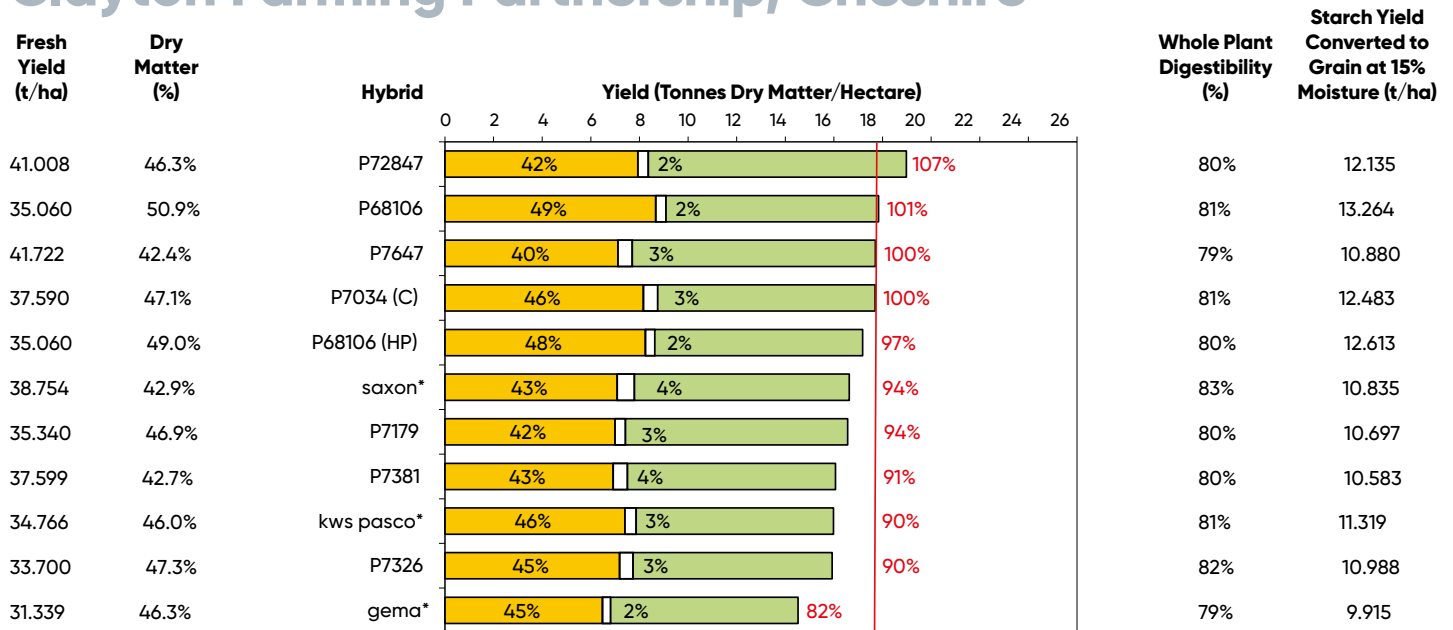
David Garlick, Herefordshire



Neville Kirkham, Leicestershire



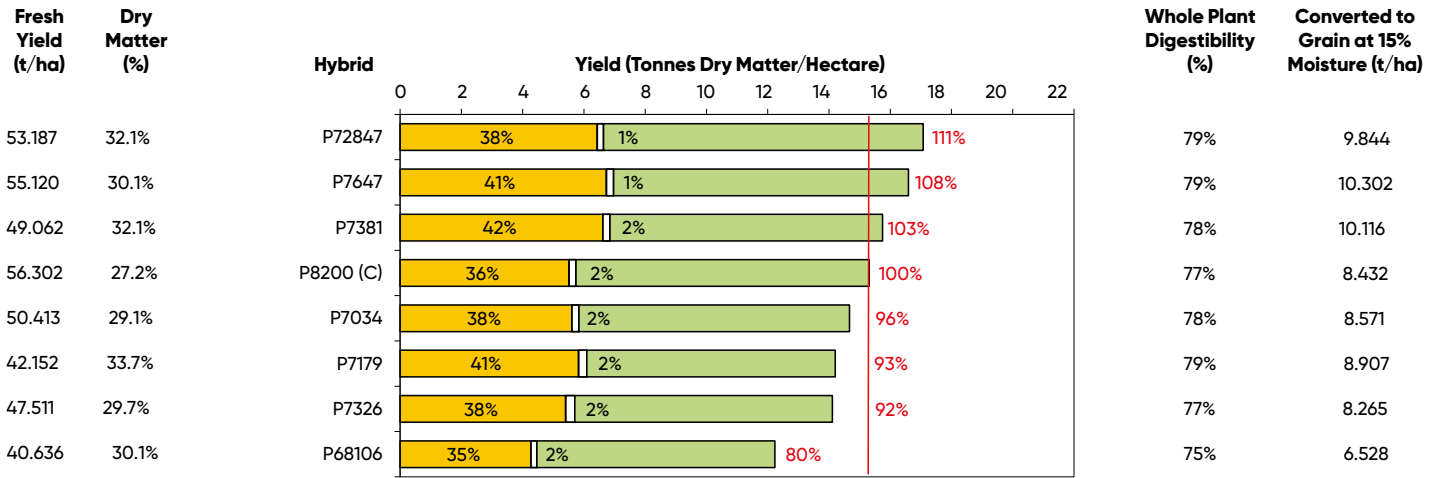
Clayton Farming Partnership, Cheshire



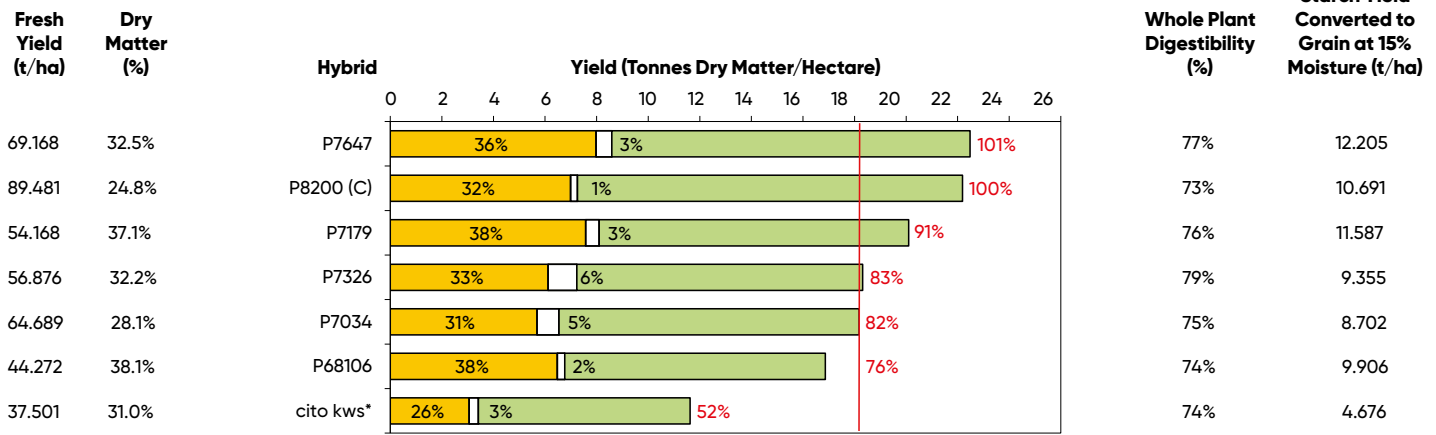
■ Starch Yield & %
 Sugar Yield & %
 ■ Stover Yield
 ■ Relative Dry Matter Yield index (C=100%)

C = Control Hybrid; * = Competitor Hybrid; ** = Hybrid trade name following official registration

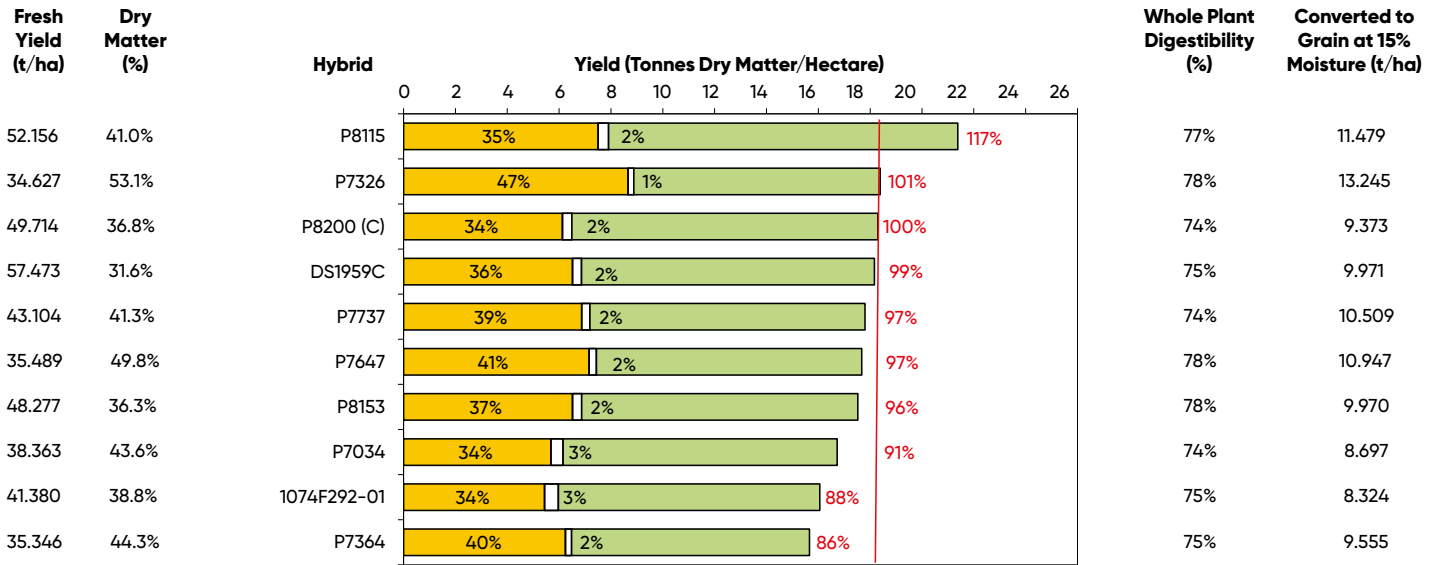
Stephen Little, Cumbria



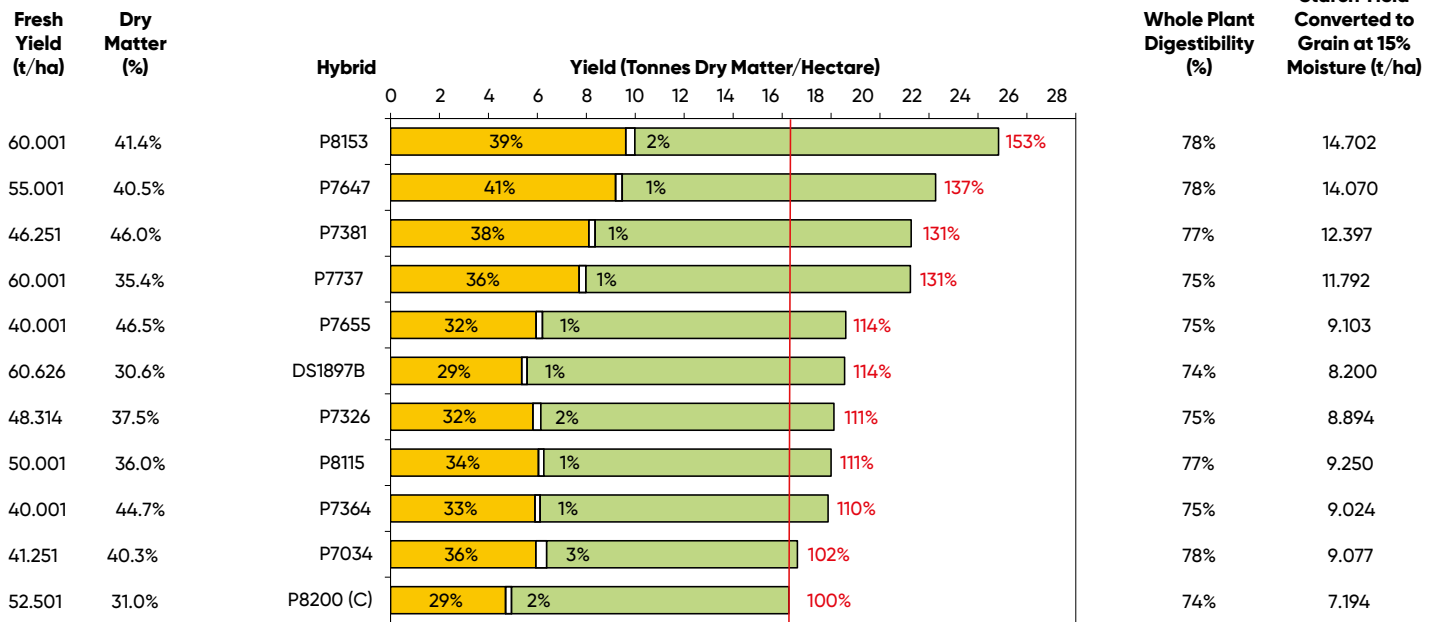
SRUC Barony College, Dumfriesshire



Samuel J. Shine, Limerick



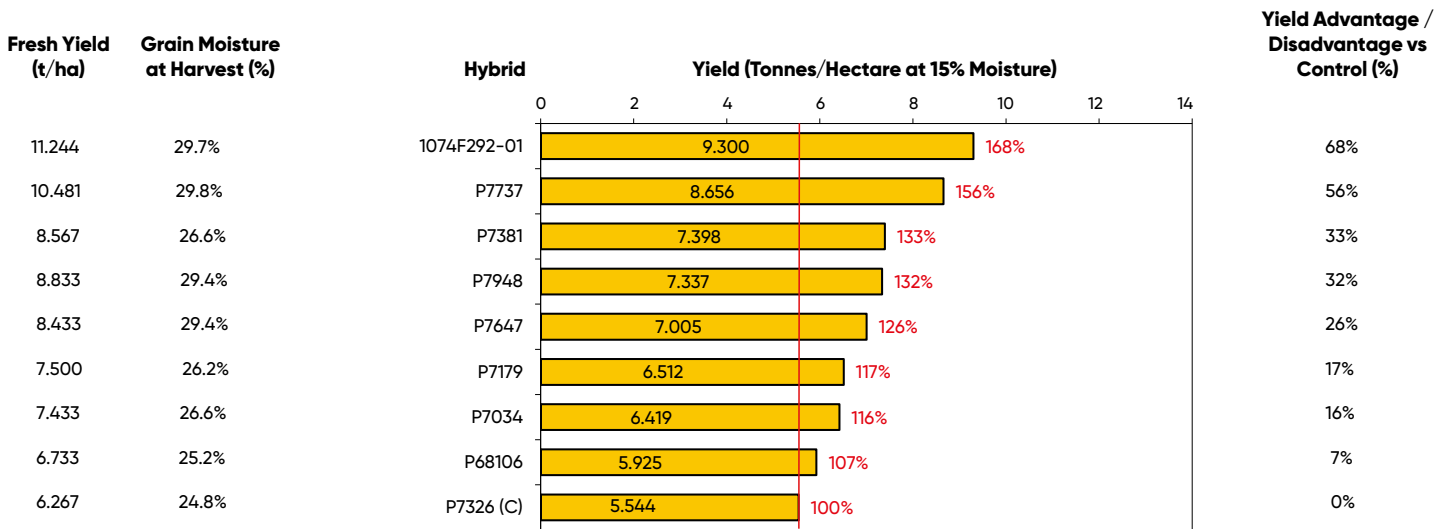
Southern Fuel & Farm Supplies, Cork



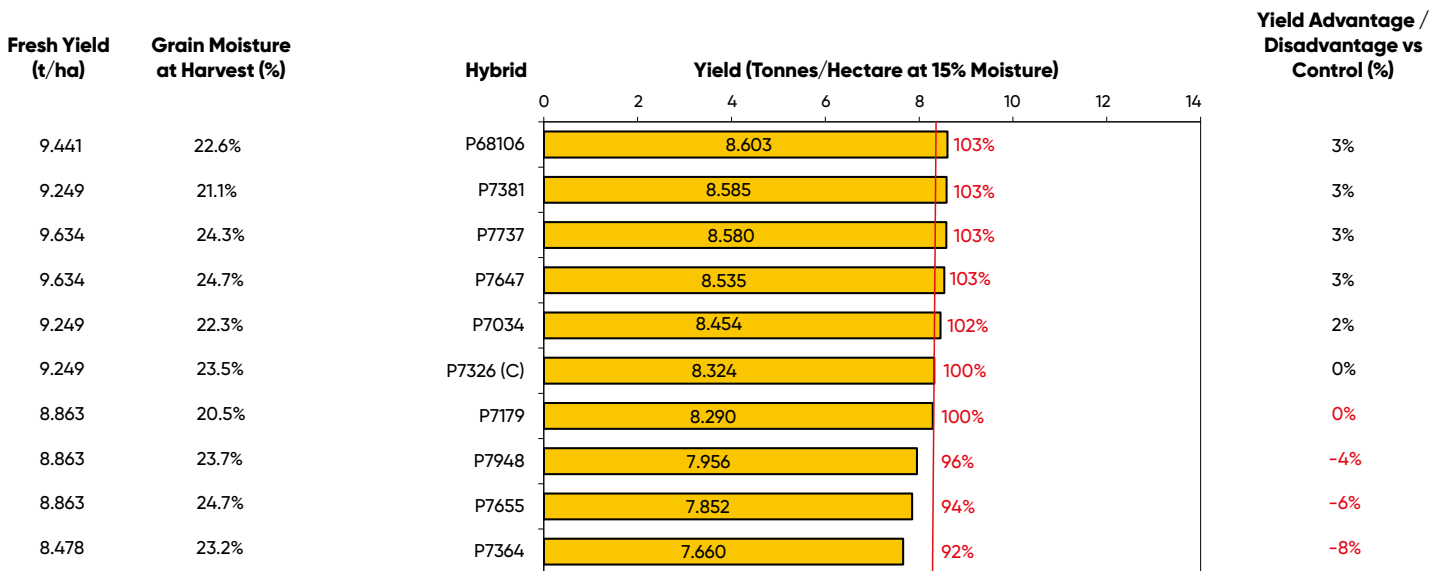
■ Starch Yield & %
 Sugar Yield & %
 ■ Stover Yield
 ■ Relative Dry Matter Yield index (C=100%)

C = Control Hybrid; O = Grown in the open; * = Competitor Hybrid, ** = Trade name following official registration

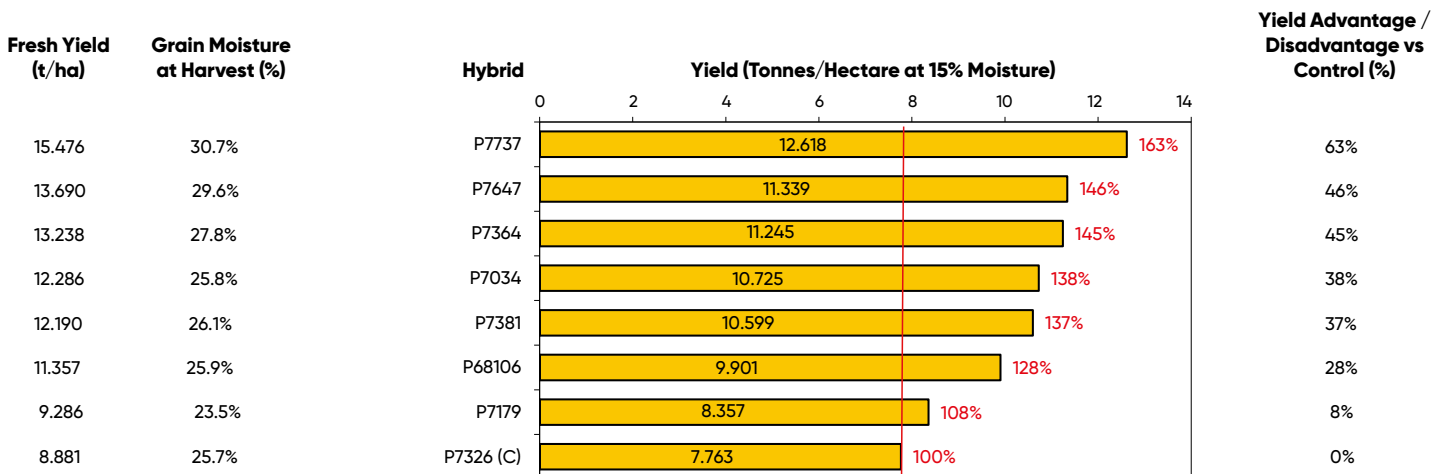
J.R. & H.E. Nott, Suffolk



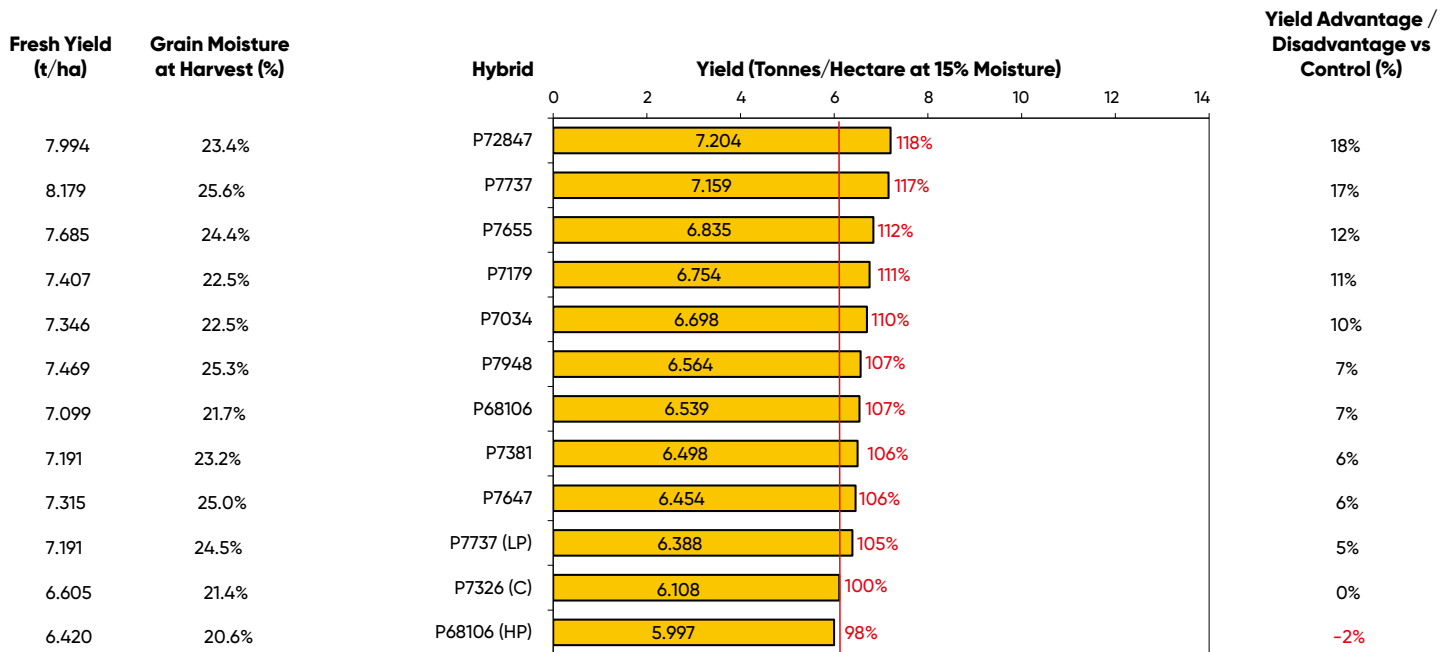
Tim Farthing, Wiltshire



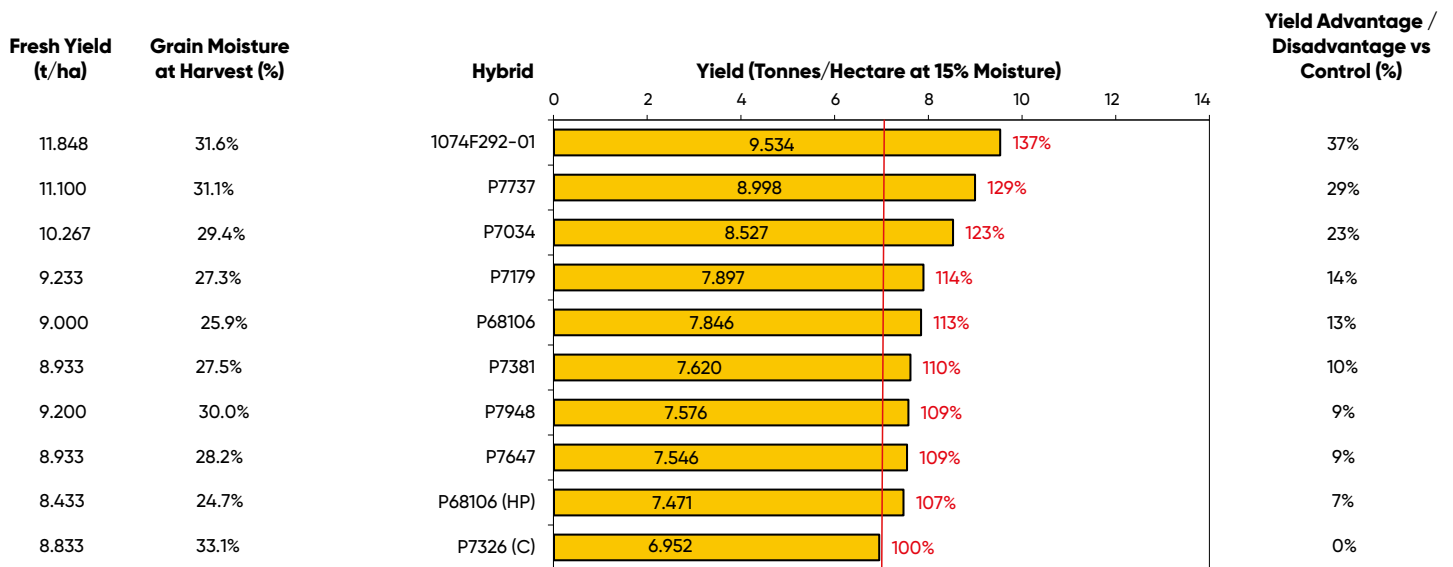
S. & E. Aldridge, Leicestershire



Alan Cook, Hampshire




J.T. Hollis Farms, Lincolnshire



■ Starch Yield & %
 ■ Sugar Yield & %
 ■ Stover Yield
 ■ Relative Dry Matter Yield index (C=100%)

C = Control Hybrid; * = Competitor Hybrid, ** = Hybrid trade name following official registration

G.H. Dean & Co, Kent



■ Starch Yield & %
 Sugar Yield & %
 ■ Stover Yield
 ■ Relative Dry Matter Yield index (C=100%)

C = Control Hybrid; * = Competitor Hybrid, ** = Hybrid trade name following official registration

INDIVIDUAL SITE AGRONOMY DETAILS



NAME >	IRWIN MORROW	JAMIE MONTGOMERY	ARNOLD DARE	KINGSPHOL HOLSTEINS	ANGUS DART
TOWN	TRURO	NORTH CADBURY	AXMINSTER	BRISTOL	DIDCOT
COUNTY & COUNTRY	CORNWALL, GB	SOMERSET, GB	DEVON, GB	AVON, GB	OXON, GB
SITE CLASSIFICATION	FAVOURABLE	FAVOURABLE	FAVOURABLE	FAVOURABLE	FAVOURABLE
TRIAL TYPE	FACTS, OPEN	FORAGE, OPEN	FORAGE, OPEN	FORAGE, OPEN	FORAGE, OPEN
SOIL TYPE	MEDIUM LOAM	MEDIUM LOAM	MEDIUM LOAM	MEDIUM LOAM	SANDY LOAM
ALTITUDE (METRES)	50	60	4	70	68
TYPICAL ANNUAL RAINFALL (MM)	1000	600	900	800	806
PREVIOUS CROPPING 2024	WHEAT	WHEAT	WHEAT	MUSTARD	WINTER WHEAT
SOIL pH	7.4	5.8	6.3		6.8
SOIL PHOSPHATE (P) INDEX	4	2	5		4
SOIL POTASSIUM (K) INDEX	3	2-	4		4
SOIL MAGNESIUM (MG) INDEX	3	2	3		2
SLURRY, TYPE & VOLUME (L/HA)	40	40	40	CATTLE / 30,000	- / 80,000 / 07-03
MANURE, TYPE & QUANTITY (T/HA)			- 25 / -	CATTLE FYM / 15	- / 8 / 24-03
FERT 1 - TYPE/RATE (KG/HA)/DATE	DAP / 0.162 / -		UREA / 50 / 28-04	MICRO FERTILISER / 5 / WITH DRILLING	MZ-28 / 15L / 11-06
FERT 2 - TYPE/RATE (KG/HA)/DATE			KINSIDRO GROW+ / 0.150 / 21.05	NITRAM / 300 / -	EXIMUS / - / -
FERT 3 - TYPE/RATE (KG/HA)/DATE					GROWPRO / 2.5L / 11-06
SPRAY 1 - NAME/RATE/DATE	STOMP AQUA / 2.75L / 12-05	ANTHEM / 3L / 02-05	CAMIX / 125L / 30-04	PENDIMETHLIN / 3L / 0	FRXMNO20 / 15L / 11-06
SPRAY 2 - NAME/RATE/DATE	PEAK / 0.175 / 09-06		MOST MICRO / 3L / 30-04	MESOTRIONE / 0.75 / -	
SPRAY 3 - NAME/RATE/DATE	CHORISTE / 1.3L / 09-06		VELOMAX / 0.4L / 30-04	NICOSULFURON / 0.74 / -	
SPRAY 4 - NAME/RATE/DATE			PRINCIPAL FORTE / 0.45 / 24-05		
SOWING DATE/HARVEST DATE	06-05 / 26-09	24-04 / 16-09	28-04 / 22-09	11-04 / 25-08	25-04 / 28-08
SEEDING RATE - SEEDS/HA	96,000	105,000	104,000	105,000	105,000
NAME >	SEVERN TRENT FARMS	JOANNA BINNINGTON	CLAYTON FARM PARTNERSHIP	TIM RUSSON	KEITH BLENKIRON
TOWN	NOTTINGHAM	PULBOROUGH	MALPAS	LINCOLN	NORTHALLERTON
COUNTY & COUNTRY	NOTTS, GB	EAST SUSSEX, GB	CHESHIRE, GB	LINCOLNSHIRE, GB	YORKSHIRE, GB
SITE CLASSIFICATION	FAVOURABLE	FAVOURABLE	LESS FAVOURABLE	LESS FAVOURABLE	LESS FAVOURABLE
TRIAL TYPE	FORAGE, OPEN	FORAGE, OPEN	FORAGE, OPEN	FORAGE, OPEN	FORAGE, OPEN
SOIL TYPE	SANDY LOAM	GREENSAND	MEDIUM LOAM	SANDY LOAM	SANDY LOAM
ALTITUDE (METRES)	21	50	65	10	46
TYPICAL ANNUAL RAINFALL (MM)	600	825	800	635	660
PREVIOUS CROPPING 2024					MAIZE
SOIL pH	6.9	6.6	6.6	7.3	6.5
SOIL PHOSPHATE (P) INDEX	7	3	5	3	5
SOIL POTASSIUM (K) INDEX	2-	2+	5	4	3
SOIL MAGNESIUM (MG) INDEX	5	3	2	3	3
SLURRY, TYPE & VOLUME (L/HA)	DIGESTATE / 39,000				DIGESTATE 4% SOLIDS / 37,000
MANURE, TYPE & QUANTITY (T/HA)		FEETIBIRA DS / - / -		CATTLE / 38	CATTLE / 25
FERT 1 - TYPE/RATE (KG/HA)/DATE		MZ28 / 35L / 01.06	N / 150 / 11-05	LITHAN IMPORTED N / 196 / 24-04	CROP BOOST / 4L / 25-07
FERT 2 - TYPE/RATE (KG/HA)/DATE		24N, 14S / 400 / -	16-6-15 / - / 21-05	OMEX NITROFLO S / 143L / 24-04	ENCERA WG / 12.5L / 25-07
FERT 3 - TYPE/RATE (KG/HA)/DATE		EXIMUS II / 3.5 / -		LIMUS PERFORM 0.12L / 24-04	
SPRAY 1 - NAME/RATE/DATE	STOMP AQUA / - / 18-04	PENDIMETHALIN / - / -		ANTHEM / 198 / 11.04	SPANDIS / 0.4L / 17-06
SPRAY 2 - NAME/RATE/DATE	CALLISTO / - / 22.05	CUTER / 1 / -		MESOTRIONE / 0.72 / 27.05	BIOPOWER / 1L / 17-06
SPRAY 3 - NAME/RATE/DATE	ENTAIL / - / 22.05	COCOON / 0.25 / -		FLUROXYPYR / 0.702 / 27.05	
SPRAY 4 - NAME/RATE/DATE		MANCOZIN / 1.0 / -		PROLEAF / 2.107 / 27-05	
SOWING DATE/HARVEST DATE	16-04 / 26-09	02-05 / 12-08	14-04 / 17-09	17-04 / 02-09	15-05 / 30-09
SEEDING RATE - SEEDS/HA					42,500
NAME >	NEVILLE KIRKHAM	DAVID GARLICK	TAYLOR FARMS	JOHN PHILBIN	GRAHAM SHEPHERD
TOWN	LOUGHBOROUGH	BROMYARD	SWALCLIFFE	WARRINGTON	SCARBOROUGH
COUNTY & COUNTRY	LEICESTERSHIRE, GB	HEREFORDSHIRE, GB	OXFORDSHIRE, GB	CHESHIRE, GB	N. YORKS, GB
SITE CLASSIFICATION	LESS FAVOURABLE	LESS FAVOURABLE	LESS FAVOURABLE	LESS FAVOURABLE	LESS FAVOURABLE
TRIAL TYPE	FORAGE, OPEN	FORAGE, OPEN	FORAGE, OPEN	FORAGE, OPEN	FORAGE, OPEN
SOIL TYPE	MEDIUM LOAM	MEDIUM LOAM	SANDY	LOAM OVER GRAVEL	
ALTITUDE (METRES)	60	160	205	20	30
TYPICAL ANNUAL RAINFALL (MM)	630	710	700	1050	690
PREVIOUS CROPPING 2024				MAIZE	
SOIL pH	6.8	6.3	7.7	5.8	6.0
SOIL PHOSPHATE (P) INDEX	2	3	3	4	2
SOIL POTASSIUM (K) INDEX	2+	3	2+	3	4
SOIL MAGNESIUM (MG) INDEX	2	4	2	2	2
SLURRY, TYPE & VOLUME (L/HA)	- / 2000 / -				
MANURE, TYPE & QUANTITY (T/HA)		CATTLE / 12		CATTLE / 25	
FERT 1 - TYPE/RATE (KG/HA)/DATE		NITRAM / 300 / -		NITRAM / 125 / 24-05	
FERT 2 - TYPE/RATE (KG/HA)/DATE					
FERT 3 - TYPE/RATE (KG/HA)/DATE					
SPRAY 1 - NAME/RATE/DATE	LUXICAL / 15L / 09-06	PENDIMETHLIN / 3L / 0		PEAK / 0.02 / 22-05	
SPRAY 2 - NAME/RATE/DATE	KINGSLEY / 0.25 / 09-06	MESOTRIONE / 0.75 / -		MERURA / 1L / 22-05	
SPRAY 3 - NAME/RATE/DATE	L BARRACUDE / 0.75 / 09-06	NICOSULFURON / 0.4 / -			
SPRAY 4 - NAME/RATE/DATE					
SOWING DATE/HARVEST DATE	09-04 / 23-09	22-04 / 06-09		30-04 / 23-09	
SEEDING RATE - SEEDS/HA		31-Dec		102,000	

NEIL ROWE	J.T. HOLLIS FARMS	E. J. & E.K. BOSTOCK SON	STEPHEN LITTLE	SAMUEL J. SHINE
HELSTON	LINCOLN	STOKE ON TRENT	WIGTON	ADARE
CORNWALL, GB	LINCOLNSHIRE, GB	STAFFORDSHIRE, GB	CUMBRIA, GB	CO. LIMERICK, ROI
LESS FAVOURABLE	LESS FAVOURABLE	LESS FAVOURABLE	LESS FAVOURABLE, FILM	LESS FAVOURABLE, FILM
FORAGE, OPEN	GRAIN, OPEN	FORAGE, OPEN	FORAGE, FILM	FORAGE, FILM
SANDY CLAY LOAM				CLAY
100			30	10
1200			1705	1200
69	6.7	6.1	6.3	
3	3	5	4	
2+	4	2-	5	
5	3	2	3	
			DIGESTATE / 30,000	
			FYM / 30	
			WING P / 4 / PRE-EM	
			PHOSTA / 2 / PRE-EM	
			CUTER / 4 / POST-EM	
			BANDERA / 0.5 / POST-EM	
			07-05 / -	
104000			100,000	
SOUTHERN FUEL & FARM	TIM FARTHING	ALAN COOK	J.R. & E.H NOTT	S. & E. ALDRIDGE
MIDDLETON	MELKSHAM	ROMSEY	SUDBURY	ASHBY DE LA ZOUCH
CORK, ROI	WILTSHIRE, GB	HAMPSHIRE, GB	SUFFOLK, GB	LEICESTERSHIRE, GB
	FAVOURABLE	FAVOURABLE	FAVOURABLE	FAVOURABLE
FORAGE, FILM	GRAIN, OPEN	GRAIN, OPEN	GRAIN, OPEN	GRAIN, OPEN
LIGHT SANDY LOAM	SANDY LOAM	MEDIUM CLAY OVER CHALK	CLAY LOAM	MEDIUM
50	60	95	90	95
1300	800	780	550	698
WINTER BARLEY			Wheat	
6.5	5.6	6.5		6.2
3	3	4		3
3	3	1		3
2	2	1+		3
			DIGESTATE / 30,000	
- / 1200 / 15-03	P + K / 80 + - / PRE DRILLING	DIGESTATE CAKE / 20,000	DAP / 150	
	DAP / - / 28-04	OMEX / 255L / 26-04		
	N / 300 & S / 100 / 20-04	N28 / 20L / 19-06		
WING P / 4 / 28-04	NICOPRO / 0.25 / 18-05	ROUND UP / 3L / 19-03	KINGSLEY / - / 02.06	
STOMP AQUA / 1 / 28-04	CALISTO / 0.25 / 18-05	FORNET / 0.75 / 02-06	RAIKIRI / - / 02.06	
	CALISTO / 0.25 / 09-06	CALISTO 0.75 / 02-06		
28-04 / 30-09	28-04 / 23-09	30-04 / 30-09	24-04 / 08-10	
43,000	95,000		85,000 / 24.04	
SRUC BARONY COLLEGE	G.H. DEAN & CO LTD	PETER SNELL	J.T. HOLLIS FARMS LTD	
DUMFRIES	SITTINGBOURNE	WIMBORNE	LINCOLN	
DUMFRIESHIRE, GB	KENT, GB	DORSET, GB	LINCOLNSHIRE, GB	
LESS FAVOURABLE	FAVOURABLE	FAVOURABLE	LESS FAVOURABLE	
FORAGE, FILM	GRAIN, OPEN	GRAIN, OPEN	GRAIN, OPEN	
	SANDY LOAM		Sandy Clay Loam	
80	30		10	
1212	635		600	
GRASS	WINTER WHEAT		Canary Seed	
5.6	7.1	7.8	6.7	
3	3	3	3	
1	2+	3	4	
2	1	2	3	
DAIRY / 50,000			GREEN WASTE PAS 100 COMPOST / 20T	
SEPARATED DAIRY / 50	SEWAGE CAKE / 16 / 26-08			
24-6-12 / 250 / 29-04	MOP / 200 / 28-04		DAP / 150 / 05-05	
	DAP / 87 / 28.04		AMMONIUM SULPHATE / 100 / 20-05	
	AXAN / 440 / 09-05		AN / 250 / 25-05	
WING P / 4L / 29-04	ANTHEM / 3.5L / 09-05		MAISTER / 0.150 / 25-05	
	PRINCIPAL FORTE / 0.48 / 12-06		OIL / 1L / 25-05	
	COMET 200 / 1 / 23-06			
	N, ZN, MN / MIX / 23-06			
29-04 / 30-09	28-04 / 07-10		05-05 / 10-10	
103,740	95,000		100,000	

Agronomy details may be partial. They are sourced from field soil analysis, the trial operator and the trial host.

Product names or abbreviations shown may be generic or trademarked.

No responsibility is accepted for any errors, omissions or inaccuracies in any of the information shown.

1926 - 2026



PIONEER®
HUNDRED YEARS

**CELEBRATING
100 YEARS**



Scan to find out more.