Contractor Safety Orientation (Woodhull Production)

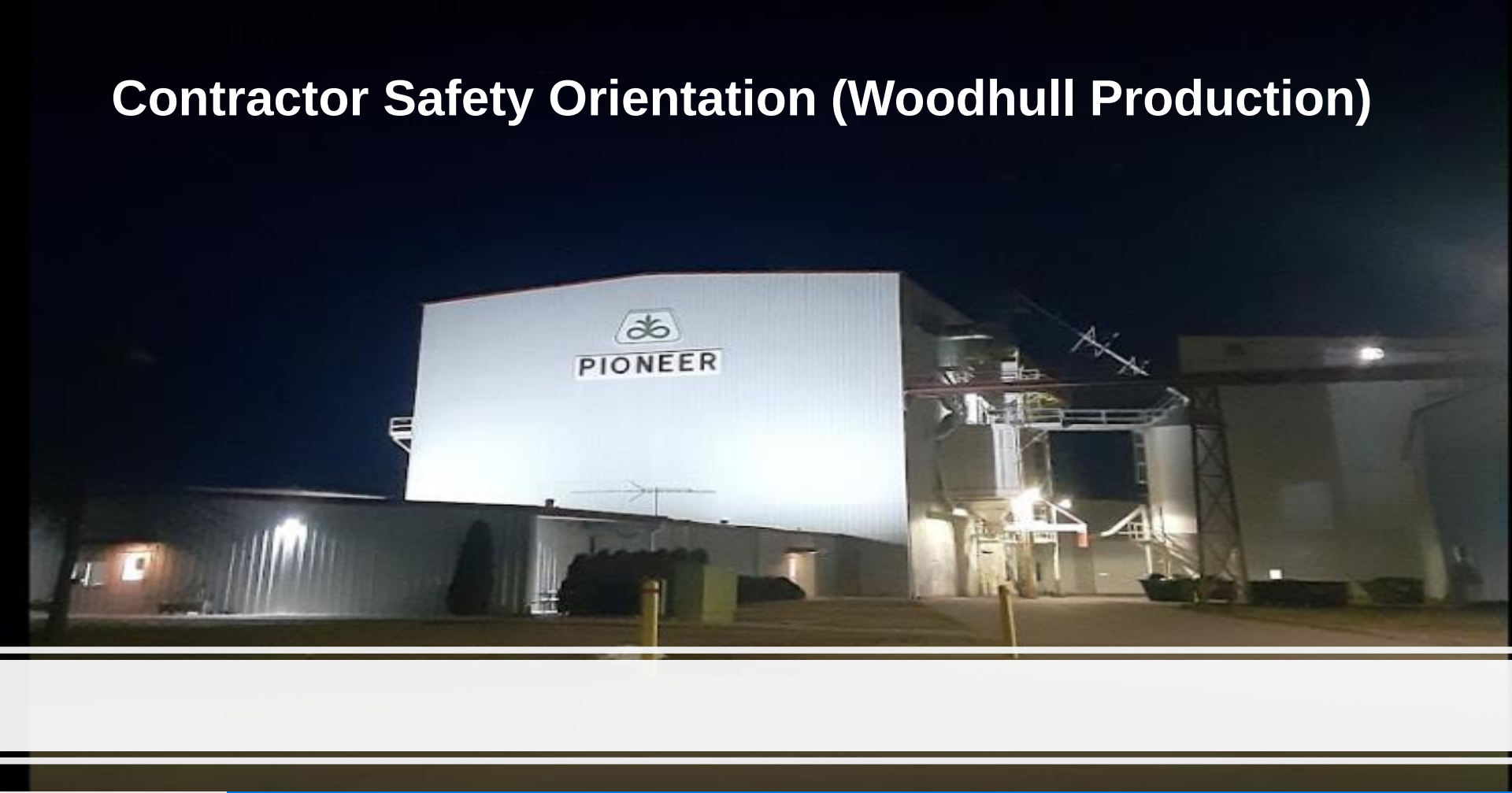

General Information

- **Sign in / Sign out Process** – Must use Sine Tablet at North Brick Office
- **Driving, Parking, Entry & Exit –** Enter via North entrance, follow posted speed limits
- Photography Policy – No Photography allowed
- Tobacco Use Policy – No tobacco or vaping allowed
- Contractor Identification – Printed badges will be issued at the brick office and shall be displayed at all times













CORE 10 & Life Critical Rules

AMERICAN SINCE ★ 1926



ISOLATION OF ENERGY

- No person shall work on any piece of equipment without following the site's *Lock Out - Tag Out - Try* procedures.



MACHINE SAFETY

- Do not reach into energized machinery or equipment.
- Safety interlocks shall not be bypassed without proper authorization and safeguards.



MOTOR VEHICLE SAFETY

- All employees are required to wear a seat belt while in a moving vehicle (including ag equipment or PITs) while on company business, in a company vehicle, or on company property.
- Mobile phones in vehicles may only be used with hands free technology.
- Follow posted speed limits.



POWERED INDUSTRIAL TRUCK SAFETY

- All powered industrial trucks will be operated in a safe manner and minimize interaction with pedestrians.



CONFINED SPACE ENTRY

- No person shall perform confined space entry without proper training and protections.



FALL PROTECTION

- Proper fall protection shall be in place when working from an elevated position (greater than 4 feet / 1 meter).



AGRICULTURE EQUIPMENT SAFETY

- Always stay at least 10 feet / 3 meters away from operating agriculture equipment.



ELECTRICAL SAFETY

- No person shall work on or operate electrical equipment without proper authorization and appropriate protective equipment.



HOT WORK

- Hot work shall not be completed outside designated work areas without the appropriate authorization and safeguards.



LINE & EQUIPMENT OPENING

- Appropriate clearing of lines and equipment shall be done before opening to the atmosphere.

---Internal Use---

Emergency Action Plans (EAP)



- All safety plans include locating the first aid equipment, safety showers, eye wash stations, the emergency evacuation route, and the designated “shelter in place” location.
- In the event of a fire or threatening weather, you will be notified in a variety of ways: the public address system, your direct supervisor, or by an emergency alert or air horn if outdoors or on a construction project.
- In the event of an emergency evacuation, stop work immediately and move quickly to a safe exit nearest you.
- For a “shelter in place” emergency, such as severe weather, locate the closest designated shelter area and move quickly to it.
- Wait until an “all clear” is given before returning to work. If you’re not sure what to do or where to go, ask your Corteva supervisor.

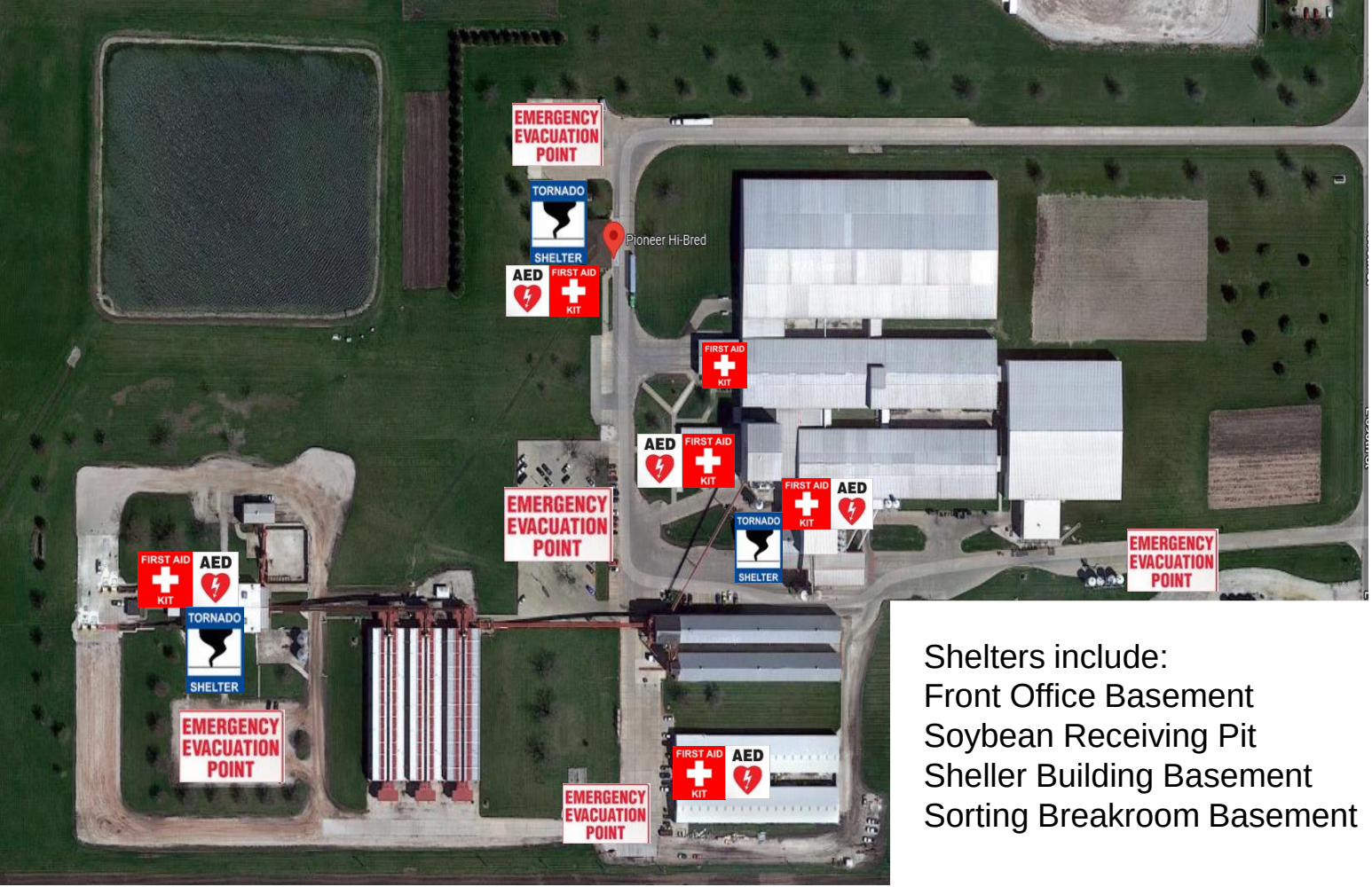

Shelters include:
Front Office Basement
Soybean Receiving Pit
Sheller Building Basement
Sorting Breakroom Basement

Locations:

1st Aid Kit



AED



Severe Weather



Evacuation Point



WOODHULL LIGHTNING POLICY:

Revision- 1.2, Checked – 01/31/2022

1. Any time **lightning** is sighted / identified by means of mobile phone app “”WEATHER BUG” (Sparks), verbal or visual notification and / or the flash-to-bang methods shows that the lightning is within the 0-10 miles evacuation radius, the supervisor or Corteva personnel shall begin the evacuation of outdoor activities (i.e. dryer roof, green corn receiving, dryer unload).
2. Employees will wait a minimum of 30 minutes after the last lightning flash was sighted or indicated on the WeatherBug app. Lightning MUST be verified to have moved outside the 0-10 mile radius. Verification will be done through the use of a weather app “WEATHER BUG” to determine that the lightning has moved out of the 0-10 mile evacuation radius before returning to their work areas or reentering the field. **NO ONE will return to work until the Lightning has moved outside the 0-10 mile radius and it has been a MINIMUM of 30 minutes.** The ALL CLEAR will be given by the Lightning Commander or the onsite Supervisor. NO employee shall be allowed to start outdoor activities without being given the all clear from the Lightning Commander or the onsite Supervisor.

NOTE: Heat lightning is intracloud or intercloud lightning that is too distant for accompanying thunder to be heard. Although it is possible to have lightning without thunder, thunder typically does not occur in the absence of lightning. ***All lightning shall be treated as an immediate threat and danger to all personnel in the field***

Site Contact Info



- Environmental Health and Safety (EHS)
  - Jeff Fox
- Health Services / Nurse
  - Kevin McCarthy
- Safety Supervisor
  - Brandon Avery (515) 419-9327
- Plant Location Manager
  - Jake Hunt (815) 509-1955
- Plant Planning Manager
  - Heidi Dutton (309) 255-6276

Weapons Policy







Word/Acronym	Definition
Weapons	Whether legally or illegally possessed – Includes, but is not limited to, explosives, ammunition, fireworks, crossbows, bows and arrows, handguns, rifles, shotguns, tasers, stun guns, air or gas-powered guns, hunting knives, fighting batons, switch-blade knife, gravity knife, stiletto, sword or dagger; or any Billy, black-jack, bludgeon, or metal knuckles that could be used as an offensive weapon. The term "weapons" does not include non-lethal personal protection devices/sprays or pocket knives provided they are otherwise lawful to possess.

Injury Care



In case of an injury/emergency, our contacts are as follows:

Hospital (Primary):OSF St. Mary Medical Center

(309) 343-3161 3333 N Seminary St. Galesburg, IL 61401

Hospital (Secondary): OSF Saint Luke

(309) 852-7500 1051 W South St. Kewanee, IL 61443

Hospital (Third) :UnityPoint Health- Trinity

(309) 779-5000 2701 17th Street, Rock Island, IL 61201

You have the right to go to any facility if requested in the state of Illinois.

First Aid & Injury Reporting

Report all injuries and ergonomic discomfort immediately to your supervisor.



- Intervene on all UNSAFE acts and UNSAFE conditions.
- Report all incidents immediately, regardless of severity. All unplanned events shall be reported to the direct supervisor **IMMEDIATELY**.
- What constitutes an incident? **Any unplanned event**, near miss, or accident.
- If it is work related in any way, it shall be reported **IMMEDIATELY**.
- When in doubt, report it!
  - Hazardous Materials, Spills, Odors
  - Report to your Corteva Contact if an event occurs

CORTEVA™ agriscience

Personal Protective Equipment (PPE)

Driver Type	Hi-Viz Torso	Eye Protection	Hand Protection	Hi-Viz Head Protection	Hearing Protection	Footwear Protection
Bag Seed/IP/Misc Deliveries	Yes	Safety Glasses	Yes	Yes	Location Specific	Location Specific
Conditioning Discard	Yes (Reflective)	Safety Glasses	Yes	Yes	Location Specific	Location Specific
In Season Driver	Yes	Safety Glasses	Yes	Yes	Location Specific	Location Specific
Warehouse Discard	Yes (Reflective)	Safety Glasses	Yes	Yes	Location Specific	Location Specific
Bulk Seed Rec/Export	Yes (Reflective)	Safety Glasses w/foam seals, or Goggles	Yes	Yes	Location Specific	Location Specific
Green Corn	Yes (Reflective)	Safety Glasses	Yes	Yes	Location Specific	Location Specific
		w/foam seals, or Goggles				
Cobs	Yes (Reflective)	Safety Glasses	Yes	Yes	Location Specific	Location Specific
Silage	Yes (Reflective)	Safety Glasses	Yes	Yes	Location Specific	Location Specific
Winter Production	Yes (Reflective)	Safety Glasses	Yes	Yes	Location Specific	Location Specific

Personal Protective Equipment (PPE)

AMERICAN SINCE 1926

Other PPE that may be required:

- Hearing Protection - Designated Areas
  - Double Hearing Protection



- Face Shield/Dust Goggles - when using AIR Wand/Leaf Blower



OR



PPE – Shirt Long Sleeve Requirements

Lumiscend™ Pro

FUNGICIDE SEED TREATMENT

™®Trademarks of Corteva Agriscience and its affiliated companies

A SEED TREATMENT PRODUCT PROVIDING SYSTEMIC FUNGICIDE PROTECTION AGAINST LISTED SEED AND EARLY SEEDLING DISEASES OF CORN

Active Ingredient	By Wt
Ethaboxam [1]	5.42%
Inpyrfluxam [2]	3.61%
Metalaxyl [3]	2.89%
Other Ingredients	88.08%
Total	100.00%

[1] (*RS*)-*N*-[cyano(2-thienyl)methyl]-4-ethyl-2-(ethylamino)thiazole-5-carboxamide
[2] 3-(difluoromethyl)-*N*-[(*R*)-2,3-dihydro-1,1,3-trimethyl-1*H*-inden-4-yl]-1-methyl-1*H*-pyrazole-4-carboxamide
[3] methyl *N*-(2,6-dimethylphenyl)-*N*-(methoxyacetyl)-DL-alaninate

Lumiscend™ Pro contains 0.480 lb ethaboxam, 0.319 lb inpyrfluxam, and 0.256 lb metalaxyl per gallon.

PRECAUTIONARY STATEMENTS
HAZARDS TO HUMANS & DOMESTIC ANIMALS

EPA Reg No. 59639-247-352

KEEP OUT OF REACH OF CHILDREN

CAUTION

Harmful if swallowed. Wash thoroughly with soap and water after handling and before eating, drinking, chewing gum, using tobacco, or using the toilet.

PERSONAL PROTECTIVE EQUIPMENT (PPE)

Workers loading product, treating seed and conducting maintenance and calibration of the treater must wear: long-sleeved shirt, long pants, socks and shoes, and chemical-resistant gloves made of any waterproof material (barrier laminate, butyl rubber ≥ 14 mils, nitrile rubber ≥ 14 mils, neoprene rubber ≥ 14 mils, polyvinyl chloride (PVC) ≥ 14 mils, or Viton ≥ 14 mils).

Workers involved with handling treated seed (such as baggers, sewers and bag stackers) must wear: long-sleeved shirt, long pants, socks and shoes.

Shirts with long sleeves will be required in certain production areas and when working with any chemical or process specifying and requiring their use, such as on the label shown below:

Corn areas: Treating, Packaging, Rework, and Warehouse

Soybean areas: Treating, Packaging, and Rework (Baggers, Sewers)

Forklift operators will not be required to wear long sleeves, unless they start manually handling bags of material.

Ilevo HL Label (note: Ilevo label states the same requirements)

Personal Protective Equipment (PPE)

Workers involved with treating the seed (e.g. connecting and disconnecting hoses and transfer pumps, mixing, equipment calibration, etc.) and others exposed to the concentrate, and cleaners/repairers of seed treatment equipment must wear:

- Long-sleeve shirt and long pants
- Shoes plus socks
- Waterproof gloves (such as natural rubber, barrier laminate, butyl rubber, nitrile rubber, neoprene rubber, polyethylene, polyvinyl chloride, or viton)

Baggers and bag sewers must wear:

- Long-sleeve shirt and long pants
- Shoes plus socks







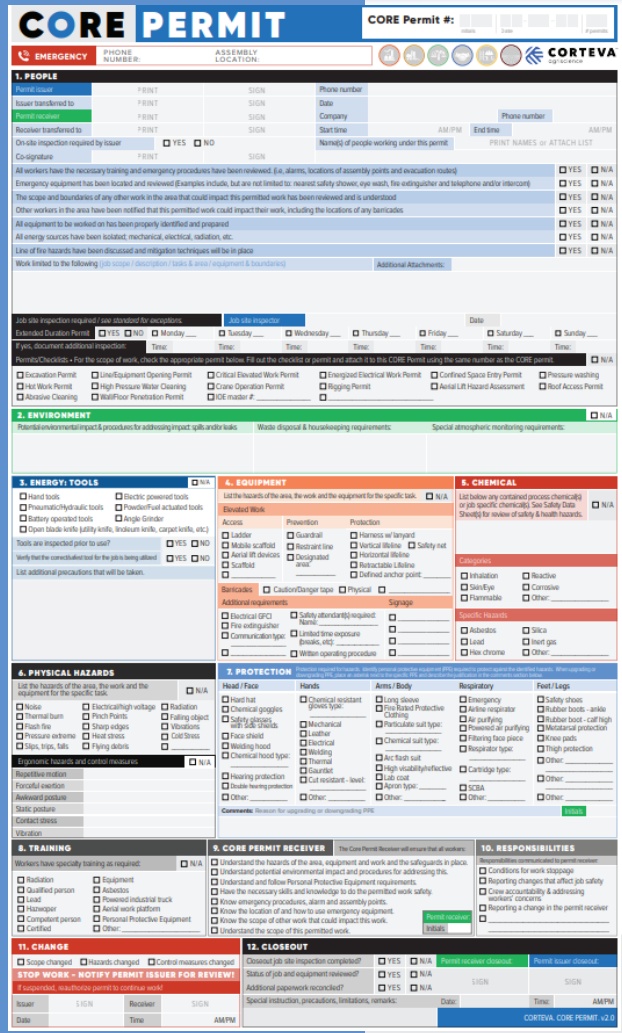

Core Permit Receivers…

- ✓ Need to **ensure** all persons working under them understand the hazards, mitigation techniques, emergency procedures and equipment locations.
- ✓ Has the **responsibility** of stopping work, crew accountability and reporting changes.
- ✓ Must **stop work and contact the Permit Issuer** if there is a change in scope, hazards or control measures.



Site Requirements

- Corteva Contact will issue core permit before starting job or task.
- Issued for each task.
- Copy of permit will be kept near work site. 2nd copy will be hung on the whiteboard.
- Contractor will use planning tool to plan work.

Line of Fire Directives

1. **Never put your body or body parts in the path of a moving object.**
2. **Never position yourself under a suspended load.**
3. **Use the proper tools to keep your hands and body out of the line of fire.**
4. **Never use PPE as your only protection from line of fire hazards.**
5. **Never assume you can move your hands or body out of the line of fire in a timely manner.**
6. **Ensure the task you are performing is not putting a co-worker in the line of fire.**
7. **Consider the line of fire hazards from tools that may slip or fall.**
8. **Always identify, eliminate or control line of fire hazards. I will intervene if I see others attempt an unsafe act.**
9. **Know and stay clear of line of fire hazards created by other work being performed nearby.**
10. **Never place yourself in the path of any potential release of stored energy.**

Internal Use Only

---Internal Use---



Drug & Alcohol-Free Workplace

Prequalification

Independent Contractors, which includes sub-contractors, shall be prequalified using an approved prequalification tool.



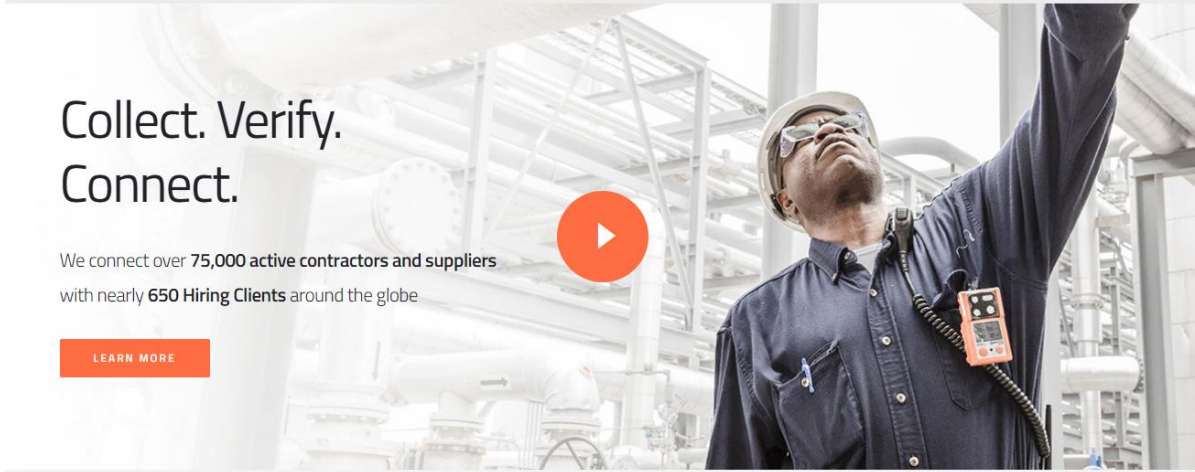



Safety Data Sheets (SDS)

- Electronic copies are available online via 3E System.
- Ask your Corteva Contact if you need any copies made or if you have any concerns.

Where can I get?

- information
- forms
- permits
- etc...

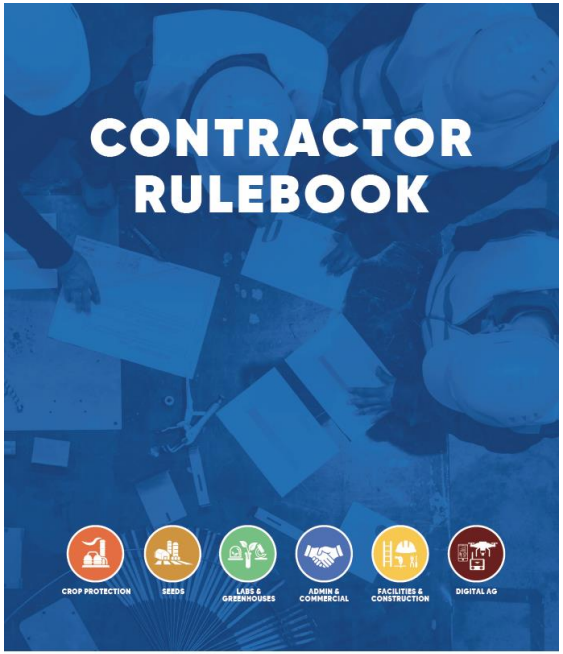



Thank You and
Welcome to Woodhull, Corteva.

QUESTIONS or CONCERNS?